The book cover features a composite illustration. In the upper left, a portion of the Earth is visible, showing the Americas. Below the Earth, a large school of colorful fish swims in a blue ocean. In the lower right, there is a vibrant yellow coral reef. A large, stylized blue DNA double helix structure is positioned diagonally across the bottom right corner. A rectangular inset showing a detailed view of a cell's internal organelles is located near the center of the cover.

Concepts in

Biology

Fourteenth Edition

Eldon D. Enger

Frederick C. Ross

David B. Bailey


Begma Jedd

Concepts in

Biology

Fourteenth Edition

Eldon D. Enger
Frederick C. Ross
David B. Bailey
Delta College



573
Con 74

The McGraw-Hill Companies



CONCEPTS IN BIOLOGY, FOURTEENTH EDITION

Published by McGraw-Hill, a business unit of The McGraw-Hill Companies, Inc., 1221 Avenue of the Americas, New York, NY 10020. Copyright © 2012 by The McGraw-Hill Companies, Inc. All rights reserved. Previous editions © 2009, 2007, and 2005. No part of this publication may be reproduced or distributed in any form or by any means, or stored in a database or retrieval system, without the prior written consent of The McGraw-Hill Companies, Inc., including, but not limited to, in any network or other electronic storage or transmission, or broadcast for distance learning.

Some ancillaries, including electronic and print components, may not be available to customers outside the United States.

This book is printed on acid-free paper.

1 2 3 4 5 6 7 8 9 0 QDB/QDB 1 0 9 8 7 6 5 4 3 2 1

ISBN 978-0-07-340346-5

MHID 0-07-340346-6

Vice President, Editor-in-Chief: *Marty Lange*

Vice President, EDP: *Kimberly Meriwether David*

Senior Director of Development: *Kristine Tibbetts*

Publisher: *Janice Roerig-Blong*

Executive Editor: *Michael S. Hackett*

Senior Marketing Manager: *Tamara Maury*

Senior Project Manager: *Sandy Wille*

Senior Buyer: *Laura Fuller*

Lead Media Project Manager: *Judi David*

Designer: *Tara McDermott*

Cover Designer: *Greg Nettles/Squarecrow Design*

Cover Image: © *Natalia Yakovleva/iStock (cell pattern)*; © *Borowa/Dreamstime.com (coral reef)*; © *NASA, ESA and others (globe)*; © *Melba Photo Agency/PunchStock/RF (microscopy of algae)*; © *Mathagraphics/Dreamstime.com (DNA)*

Senior Photo Research Coordinator: *Lori Hancock*

Photo Research: *LouAnn K. Wilson*

Compositor: *S4Carlisle Publishing Services*

Typeface: *10/12 Sabon*

Printer: *Quad/Graphics*

All credits appearing on page C-1 or at the end of the book are considered to be an extension of the copyright page.

Library of Congress Cataloging-in-Publication Data

Enger, Eldon D.

Concepts in biology / Eldon D. Enger, Frederick C. Ross, David B. Bailey—14th ed.

p. cm.

Includes index.

ISBN 978-0-07-340346-5—ISBN 0-07-340346-6 (hard copy: alk. paper) I. Biology.

I. Ross, Frederick C. II. Bailey, David B. III. Title.

QH308.2.C66 2012

570—dc22

2010030158

www.mhhe.com

Meet the Authors

Eldon D. Enger (Center)

Eldon D. Enger is a professor emeritus of biology at Delta College, a community college near Saginaw, Michigan. He received his B.A. and M.S. degrees from the University of Michigan. Professor Enger has over 30 years of teaching experience, during which he taught biology, zoology, environmental science, and several other courses, and he was very active in curriculum and course development. Professor Enger is an advocate for variety in teaching methodology. He feels that if students are provided with varied experiences, they are more likely to learn. In addition to the standard textbook assignments, lectures, and laboratory activities, his classes were likely to include writing assignments, student presentation of lecture material, debates by students on controversial issues, field experiences, individual student projects, and discussions of local examples and relevant current events.

Professor Enger has been a Fulbright Exchange Teacher to Australia and Scotland, and he received the Bergstein Award for Teaching Excellence and the Scholarly Achievement Award from Delta College.

Professor Enger is married, has two sons, and enjoys a variety of outdoor pursuits, such as cross-country skiing, hiking, hunting, fishing, camping, and gardening. Other interests include reading a wide variety of periodicals, beekeeping, singing in a church choir, and preserving garden produce.

Frederick C. Ross (Right)

Fred Ross is a professor emeritus of biology at Delta College, a community college near Saginaw, Michigan. He received his B.S. and M.S. from Wayne State University, Detroit, Michigan, and has attended several other universities and institutions. Professor Ross has over 30 years of teaching experience, including junior and senior high school. He has been very active in curriculum development and has developed the courses "Infection Control and Microbiology" and "AIDS and Infectious Diseases," a PBS ScienceLine course. He has also been actively involved in the National Task Force of Two Year College Biologists (American Institute of Biological Sciences); N.S.F. College Science Improvement Program (COSIP); Evaluator for Science and Engineering Fairs; Michigan Community College Biologists (MCCB); Judge for the Michigan Science Olympiad and the Science Bowl; and a member of the Topic Outlines in Introductory Microbiology Study Group of the American Society for Microbiology.



Professor Ross involved his students in a variety of learning techniques and was a prime advocate of writing-to-learn. Besides writing, his students were typically engaged in active learning techniques, including use of inquiry based learning, the Internet, e-mail communications, field experiences, classroom presentation, and lab work. The goal of his classroom presentations was to actively engage the minds of his students in understanding the material, not just memorization of "scientific facts."

David B. Bailey (Left)

David B. Bailey is an associate professor of biology at Delta College, a community college near Saginaw, Michigan. He received his B.A. from Hiram College, Hiram, Ohio, and his Ph.D. from Case Western Reserve University in Cleveland, Ohio. Dr. Bailey has been teaching in classrooms and labs for 10 years in both community colleges and 4-year institutions. He has taught general biology, introductory zoology, cell biology, molecular biology, biotechnology, genetics, and microbiology. Dr. Bailey is currently directing Delta's General Education Program.

Dr. Bailey strives to emphasize critical thinking skills so that students can learn from each other. Practicing the scientific method and participating in discussions of literature, religion, and movies, students are able to learn how to practice appropriate use of different critical thinking styles. Comparing different methods of critical thinking for each of these areas, students develop a much more rounded perspective on their world.

Dr. Bailey's community involvement includes participating with the Michigan Science Olympiad. In his spare time, he enjoys camping, swimming, beekeeping, and wine-making.

Brief Contents

PART I

Introduction 1

- 1 What Is Biology? 1

PART II

Cornerstones: Chemistry, Cells, and Metabolism 23

- 2 The Basics of Life: Chemistry 23
- 3 Organic Molecules—The Molecules of Life 45
- 4 Cell Structure and Function 69
- 5 Enzymes, Coenzymes, and Energy 99
- 6 Biochemical Pathways—Cellular Respiration 115
- 7 Biochemical Pathways—Photosynthesis 135

PART III

Molecular Biology, Cell Division, and Genetics 151

- 8 DNA and RNA: The Molecular Basis of Heredity 151
- 9 Cell Division—Proliferation and Reproduction 173
- 10 Patterns of Inheritance 201
- 11 Applications of Biotechnology 225

PART IV

Evolution and Ecology 247

- 12 Diversity Within Species and Population Genetics 247

- 13 Evolution and Natural Selection 267
- 14 The Formation of Species and Evolutionary Change 289
- 15 Ecosystem Dynamics: The Flow of Energy and Matter 311
- 16 Community Interactions 331
- 17 Population Ecology 373
- 18 Evolutionary and Ecological Aspects of Behavior 391

PART V

The Origin and Classification of Life 415

- 19 The Origin of Life and the Evolution of Cells 415
- 20 The Classification and Evolution of Organisms 435
- 21 The Nature of Microorganisms 455
- 22 The Plant Kingdom 479
- 23 The Animal Kingdom 503

PART VI

Physiological Processes 533

- 24 Materials Exchange in the Body 533
- 25 Nutrition: Food and Diet 555
- 26 The Body's Control Mechanisms and Immunity 583
- 27 Human Reproduction, Sex, and Sexuality 613

Contents

Preface xvi

PART I

Introduction 1

1 What Is Biology? 1

- 1.1 Why the Study of Biology Is Important 2
- 1.2 Science and the Scientific Method 2
 - Basic Assumptions in Science 3
 - Cause-and-Effect Relationships 3
 - The Scientific Method 3
- 1.3 Science, Nonscience, and Pseudoscience 8
 - Fundamental Attitudes in Science 8
 - Theoretical and Applied Science 10
 - Science and Nonscience 10
 - Pseudoscience 11
 - The Limitations of Science 12
- 1.4 The Science of Biology 12
 - What Makes Something Alive? 13
 - The Levels of Biological Organization and Emerging Properties 16
 - The Significance of Biology in Our Lives 17
 - The Consequences of Not Understanding Biological Principles 18
 - Future Directions in Biology 21

PART II

Cornerstones: Chemistry, Cells, and Metabolism 23

2 The Basics of Life: Chemistry 23

- 2.1 Matter, Energy, and Life 24
- 2.2 The Nature of Matter 25
 - Structure of the Atom 25
 - Elements May Vary in Neutrons but Not Protons 25
 - Subatomic Particles and Electrical Charge 25
 - The Position of Electrons 27

- 2.3 The Kinetic Molecular Theory and Molecules 28
 - The Formation of Molecules 29
- 2.4 Molecules and Kinetic Energy 29
- 2.5 Physical Changes—Phases of Matter 31
- 2.6 Chemical Changes—Forming New Kinds of Matter 31
 - Ionic Bonds and Ions 32
 - Covalent Bonds 33
- 2.7 Water: The Essence of Life 34
 - Mixtures and Solutions 35
- 2.8 Chemical Reactions 36
 - Oxidation-Reduction Reactions 38
 - Dehydration Synthesis Reactions 38
 - Hydrolysis Reactions 38
 - Phosphorylation Reactions 39
 - Acid-Base Reactions 39
- 2.9 Acids, Bases, and Salts 39

3 Organic Molecules—The Molecules of Life 45

- 3.1 Molecules Containing Carbon 46
 - Carbon: The Central Atom 47
 - The Complexity of Organic Molecules 48
 - The Carbon Skeleton and Functional Groups 49
 - Macromolecules of Life 49
- 3.2 Carbohydrates 51
 - Simple Sugars 51
 - Complex Carbohydrates 52
- 3.3 Proteins 53
 - The Structure of Proteins 54
 - What Do Proteins Do? 57
- 3.4 Nucleic Acids 58
 - DNA 59
 - RNA 60
- 3.5 Lipids 61
 - True (Neutral) Fats 61
 - Phospholipids 63
 - Steroids 65

4 Cell Structure and Function 69

- 4.1 The Development of the Cell Theory 70
 - Some History 70
 - Basic Cell Types 71
- 4.2 Cell Size 71
- 4.3 The Structure of Cellular Membranes 74
- 4.4 Organelles Composed of Membranes 76
 - Plasma Membrane 76
 - Endoplasmic Reticulum 78
 - Golgi Apparatus 79
 - Lysosomes 79
 - Peroxisomes 79
 - Vacuoles and Vesicles 80
 - Nuclear Membrane 80
 - The Endomembrane System—Interconversion of Membranes 81
- 4.5 Nonmembranous Organelles 83
 - Ribosomes 83
 - Microtubules, Microfilaments, and Intermediate Filaments 84
 - Centrioles 85
 - Cilia and Flagella 85
 - Inclusions 85
- 4.6 Nuclear Components 86
- 4.7 Exchange Through Membranes 87
 - Diffusion 87
 - Osmosis 89
 - Controlled Methods of Transporting Molecules 90
- 4.8 Prokaryotic and Eukaryotic Cells Revisited 93
 - Prokaryotic Cell Structure 93
 - Eukaryotic Cell Structure 94
 - The Cell—The Basic Unit of Life 94

5 Enzymes, Coenzymes, and Energy 99

- 5.1 How Cells Use Enzymes 100
- 5.2 How Enzymes Speed Chemical Reaction Rates 101
 - Enzymes Bind to Substrates 101
 - Naming Enzymes 103
- 5.3 Cofactors, Coenzymes, and Vitamins 103
- 5.4 How the Environment Affects Enzyme Action 103
 - Temperature 104
 - pH 105
 - Enzyme-Substrate Concentration 105

- 5.5 Cellular-Control Processes and Enzymes 106
 - Enzymatic Competition for Substrates 106
 - Gene Regulation 106
 - Inhibition 106
- 5.6 Enzymatic Reactions Used in Processing Energy and Matter 109
 - Biochemical Pathways 109
 - Generating Energy in a Useful Form: ATP 110
 - Electron Transport 111
 - Proton Pump 112

6 Biochemical Pathways—Cellular Respiration 115

- 6.1 Energy and Organisms 116
- 6.2 An Overview of Aerobic Cellular Respiration 117
 - Glycolysis 118
 - The Krebs Cycle 118
 - The Electron-Transport System (ETS) 118
- 6.3 The Metabolic Pathways of Aerobic Cellular Respiration 119
 - Fundamental Description 119
 - Detailed Description 121
- 6.4 Aerobic Cellular Respiration in Prokaryotes 126
- 6.5 Anaerobic Cellular Respiration 126
 - Alcoholic Fermentation 127
 - Lactic Acid Fermentation 128
- 6.6 Metabolic Processing of Molecules Other Than Carbohydrates 129
 - Fat Respiration 129
 - Protein Respiration 130

7 Biochemical Pathways—Photosynthesis 135

- 7.1 Photosynthesis and Life 136
- 7.2 An Overview of Photosynthesis 136
- 7.3 The Metabolic Pathways of Photosynthesis 139
 - Fundamental Description 139
 - Detailed Description 141
 - Glyceraldehyde-3-Phosphate: The Product of Photosynthesis 146
- 7.4 Other Aspects of Plant Metabolism 146
- 7.5 Interrelationships Between Autotrophs and Heterotrophs 147

PART III**Molecular Biology, Cell Division,
and Genetics 151****8 DNA and RNA: The Molecular Basis
of Heredity 151**

- 8.1 DNA and the Importance of Proteins 152
- 8.2 DNA Structure and Function 154
 - DNA Structure 154
 - Base Pairing in DNA Replication 154
 - The Repair of Genetic Information 155
 - The DNA Code 155
- 8.3 RNA Structure and Function 156
- 8.4 Protein Synthesis 157
 - Step One: Transcription—Making RNA 157
 - Step Two: Translation—Making Protein 158
 - The Nearly Universal Genetic Code 160
- 8.5 The Control of Protein Synthesis 161
 - Controlling Protein Quantity 161
 - Controlling Protein Quality 162
 - Epigenetics 163
- 8.6 Mutations and Protein Synthesis 166
 - Point Mutations 167
 - Insertions and Deletions 168
 - Chromosomal Aberrations 169
 - Mutations and Inheritance 169

**9 Cell Division—Proliferation
and Reproduction 173**

- 9.1 Cell Division: An Overview 174
 - Asexual Reproduction 174
 - Sexual Reproduction 174
- 9.2 The Cell Cycle and Mitosis 175
 - The G_1 Stage of Interphase 175
 - The S Stage of Interphase 176
 - The G_2 Stage of Interphase 176
- 9.3 Mitosis—Cell Replication 176
 - Prophase 177
 - Metaphase 177
 - Anaphase 177
 - Telophase 178
 - Cytokinesis 179
 - Summary 179
- 9.4 Controlling Mitosis 179

- 9.5 Cancer 181
 - Mutagenic and Carcinogenic Agents 181
 - Epigenetics and Cancer 184
 - Treatment Strategies 184
- 9.6 Determination and Differentiation 185
- 9.7 Cell Division and Sexual Reproduction 186
- 9.8 Meiosis—Gamete Production 188
 - Meiosis I 188
 - Meiosis II 190
- 9.9 Genetic Diversity—The Biological Advantage of Sexual Reproduction 193
 - Mutation 194
 - Crossing-Over 194
 - Segregation 195
 - Independent Assortment 195
 - Fertilization 197
- 9.10 Nondisjunction and Chromosomal Abnormalities 197

10 Patterns of Inheritance 201

- 10.1 Meiosis, Genes, and Alleles 202
 - Various Ways to Study Genes 202
 - What Is an Allele? 202
 - Genomes and Meiosis 202
- 10.2 The Fundamentals of Genetics 203
 - Phenotype and Genotype 203
 - Predicting Gametes from Meiosis 204
 - Fertilization 204
- 10.3 Probability vs. Possibility 205
- 10.4 The First Geneticist: Gregor Mendel 206
- 10.5 Solving Genetics Problems 208
 - Single-Factor Crosses 208
 - Double-Factor Crosses 211
- 10.6 Modified Mendelian Patterns 213
 - Codominance 213
 - Incomplete Dominance 214
 - Multiple Alleles 215
 - Polygenic Inheritance 216
 - Pleiotropy 217
- 10.7 Linkage 218
 - Linkage Groups 218
 - Autosomal Linkage 219
 - Sex Determination 219
 - Sex Linkage 219
- 10.8 Other Influences on Phenotype 220

11 Applications of Biotechnology 225

- 11.1 Why Biotechnology Works 226
- 11.2 Comparing DNA 226
 - DNA Fingerprinting 226
 - Gene Sequencing and the Human Genome Project 231
- 11.3 The Genetic Modification of Organisms 235
 - Genetically Modified Organisms 235
 - Genetically Modified Foods 239
 - Gene Therapy 239
 - The Cloning of Organisms 239
- 11.4 Stem Cells 240
 - Embryonic and Adult Stem Cells 242
 - Personalized Stem Cell Lines 242
- 11.5 Biotechnology Ethics 243
 - What Are the Consequences? 243
 - Is Biotechnology Inherently Wrong? 244

PART IV**Evolution and Ecology 247****12 Diversity Within Species and Population Genetics 247**

- 12.1 Genetics in Species and Populations 248
- 12.2 The Biological Species Concept 249
 - Gene and Allele Frequencies 250
 - Subspecies, Breeds, Varieties, Strains, and Races 251
- 12.3 How Genetic Diversity Comes About 252
 - Mutations 252
 - Sexual Reproduction 253
 - Migration 253
 - The Importance of Population Size 254
- 12.4 Why Genetically Distinct Populations Exist 254
 - Adaptation to Local Environmental Conditions 254
 - The Founder Effect 254
 - Genetic Bottleneck 255
 - Barriers to Movement 256
- 12.5 Genetic Diversity in Domesticated Plants and Animals 256
 - Cloning 256
 - Selective Breeding 257
 - Genetic Engineering 257
 - The Impact of Monoculture 257
- 12.6 Is It a Species or Not? The Evidence 259
- 12.7 Human Population Genetics 260
- 12.8 Ethics and Human Population Genetics 262

13 Evolution and Natural Selection 267

- 13.1 The Scientific Concept of Evolution 268
- 13.2 The Development of Evolutionary Thought 269
 - Early Thinking About Evolution 269
 - The Theory of Natural Selection 270
 - Modern Interpretations of Natural Selection 270
- 13.3 The Role of Natural Selection in Evolution 272
- 13.4 Common Misunderstandings About Natural Selection 273
- 13.5 What Influences Natural Selection? 274
 - The Mechanisms That Affect Genetic Diversity 274
 - The Role of Gene Expression 276
 - The Importance of Excess Reproduction 277
- 13.6 The Processes That Drive Selection 278
 - Differential Survival 278
 - Differential Reproductive Rates 279
 - Differential Mate Choice—Sexual Selection 279
- 13.7 Patterns of Selection 280
 - Stabilizing Selection 280
 - Directional Selection 280
 - Disruptive Selection 281
- 13.8 Evolution Without Selection—Genetic Drift 281
- 13.9 Gene-Frequency Studies and the Hardy-Weinberg Concept 282
 - Determining Genotype Frequencies 283
 - Why Hardy-Weinberg Conditions Rarely Exist 283
 - Using the Hardy-Weinberg Concept to Show Allele-Frequency Change 285
- 13.10 A Summary of the Causes of Evolutionary Change 286

14 The Formation of Species and Evolutionary Change 289

- 14.1 Evolutionary Patterns at the Species Level 290
 - Gene Flow 290
 - Genetic Similarity 290
- 14.2 How New Species Originate 291
 - Speciation by Geographic Isolation 291
 - Polyploidy: Instant Speciation 292
 - Other Speciation Mechanisms 293
- 14.3 The Maintenance of Reproductive Isolation Between Species 293

- 14.4 Evolutionary Patterns Above the Species Level 295
 Divergent Evolution 295
 Extinction 296
 Adaptive Radiation 296
 Convergent Evolution 298
 Homologous or Analogous Structures 299
- 14.5 Rates of Evolution 299
- 14.6 The Tentative Nature of the Evolutionary History of Organisms 301
- 14.7 Human Evolution 301
 The Genus *Ardipithecus* 305
 The Genera *Australopithecus* and *Paranthropus* 305
 The Genus *Homo* 306
 Two Points of View on the Origin of *Homo sapiens* 306

15 Ecosystem Dynamics: The Flow of Energy and Matter 311

- 15.1 What Is Ecology? 312
 Biotic and Abiotic Environmental Factors 312
 Levels of Organization in Ecology 313
- 15.2 Trophic Levels and Food Chains 314
 Producers 314
 Consumers 314
 Decomposers 315
- 15.3 Energy Flow Through Ecosystems 315
 Laws of Thermodynamics 315
 The Pyramid of Energy 317
 The Pyramid of Numbers 317
 The Pyramid of Biomass 318
- 15.4 The Cycling of Materials in Ecosystems—Biogeochemical Cycles 319
 The Carbon Cycle 319
 The Hydrologic Cycle 321
 The Nitrogen Cycle 321
 The Phosphorus Cycle 325
 Nutrient Cycles and Geologic Time 325
- 15.5 Human Use of Ecosystems 326
 The Conversion of Ecosystems to Human Use 326
 The Energy Pyramid and Human Nutrition 328

16 Community Interactions 331

- 16.1 The Nature of Communities 332
 Defining Community Boundaries 332
 Complexity and Stability 333
 Communities Are Dynamic 334

- 16.2 Niche and Habitat 334
 The Niche Concept 334
 The Habitat Concept 334
- 16.3 Kinds of Organism Interactions 336
 Competition 336
 Competition and Natural Selection 336
 Predation 337
 Symbiotic Relationships 338
 Parasitism 338
 Special Kinds of Predation and Parasitism 339
 Commensalism 340
 Mutualism 341
- 16.4 Types of Communities 343
 Temperate Deciduous Forest 343
 Temperate Grassland (Prairie) 345
 Savanna 346
 Mediterranean Shrublands (Chaparral) 347
 Tropical Dry Forest 347
 Desert 348
 Boreal Coniferous Forest 349
 Temperate Rainforest 350
 Tundra 351
 Tropical Rainforest 353
 The Relationship Between Elevation and Climate 354
- 16.5 Major Aquatic Ecosystems 356
 Marine Ecosystems 356
 Freshwater Ecosystems 359
- 16.6 Succession 360
 Primary Succession 361
 Secondary Succession 363
 Modern Concepts of Succession and Climax 363
 Succession and Human Activity 364
- 16.7 The Impact of Human Actions on Communities 364
 Introduced Species 364
 Predator Control 366
 Habitat Destruction 367
 Pesticide Use 368
 Biomagnification 369

17 Population Ecology 373

- 17.1 Population Characteristics 374
 Gene Flow and Gene Frequency 374
 Age Distribution 374
 Sex Ratio 376
 Population Distribution 377
 Population Density 377

- 17.2 Reproductive Capacity 378
 - 17.3 The Population Growth Curve 379
 - The Lag Phase 379
 - The Exponential Growth Phase 379
 - The Deceleration Phase 379
 - The Stable Equilibrium Phase 380
 - Alternate Population Growth Strategies 380
 - 17.4 Limits to Population Size 380
 - Extrinsic and Intrinsic Limiting Factors 380
 - Density-Dependent and Density-Independent Limiting Factors 381
 - 17.5 Categories of Limiting Factors 381
 - Availability of Raw Materials 381
 - Availability of Energy 381
 - Accumulation of Waste Products 381
 - Interaction with Other Organisms 382
 - 17.6 Carrying Capacity 384
 - 17.7 Limiting Factors to Human Population Growth 385
 - Availability of Raw Materials 385
 - Availability of Energy 386
 - Accumulation of Wastes 387
 - Interactions with Other Organisms 388
 - 17.8 The Control of the Human Population—A Social Problem 388
- 18 Evolutionary and Ecological Aspects of Behavior 391**
- 18.1 Interpreting Behavior 392
 - Discovering the Significance of Behavior 392
 - Behavior Is Adaptive 392
 - 18.2 The Problem of Anthropomorphism 393
 - 18.3 Instinctive and Learned Behavior 394
 - The Nature of Instinctive Behavior 394
 - The Nature of Learned Behavior 396
 - 18.4 Kinds of Learning 396
 - Habituation 396
 - Association 397
 - Exploratory Learning 398
 - Imprinting 399
 - Insight 400
 - 18.5 Instinct and Learning in the Same Animal 400
 - 18.6 Human Behavior 402
 - 18.7 Selected Topics in Behavioral Ecology 403
 - Communication 404
 - Reproductive Behavior 405

- Territorial Behavior 407
- Dominance Hierarchy 408
- Behavioral Adaptations to Seasonal Changes 409
- Navigation and Migration 410
- Social Behavior 411

PART V

The Origin and Classification of Life 415

- 19 The Origin of Life and the Evolution of Cells 415**
- 19.1 Early Thoughts About the Origin of Life 416
 - 19.2 Current Thinking About the Origin of Life 418
 - An Extraterrestrial Origin for Life on Earth 418
 - An Earth Origin for Life on Earth 418
 - 19.3 The "Big Bang" and the Origin of the Earth 419
 - The "Big Bang" 419
 - The Formation of the Planet Earth 419
 - Conditions on the Early Earth 419
 - 19.4 The Chemical Evolution of Life on Earth 419
 - The Formation of the First Organic Molecules 420
 - The Formation of Macromolecules 421
 - RNA May Have Been the First Genetic Material 422
 - The Development of Membranes 422
 - The Development of Metabolic Pathways 423
 - 19.5 Major Evolutionary Changes in Early Cellular Life 424
 - The Development of an Oxidizing Atmosphere 424
 - The Establishment of Three Major Domains of Life 425
 - The Origin of Eukaryotic Cells 426
 - The Development of Multicellular Organisms 429
 - 19.6 The Geologic Timeline and the Evolution of Life 429
 - An Aquatic Beginning 431
 - Adaptation to a Terrestrial Existence 431

20 The Classification and Evolution of Organisms 435

- 20.1 The Classification of Organisms 436
 - The Problem with Common Names 436
 - Taxonomy 436
 - Phylogeny 439

20.2 A Brief Survey of the Domains of Life 442

The Domain Bacteria 442

The Domain Archaea 446

The Domain Eucarya 447

20.3 Acellular Infectious Particles 451

Viruses 451

Viroids: Infectious RNA 452

Prions: Infectious Proteins 452

21 The Nature of Microorganisms 455**21.1 What Are Microorganisms? 456****21.2 The Domains Bacteria and Archaea 456**

The Domain Bacteria 456

The Domain Archaea 462

21.3 The Kingdom Protista 464

Algae 465

Protozoa 468

Funguslike Protists 471

21.4 Multicellularity in the Protista 472**21.5 The Kingdom Fungi 472**

The Taxonomy of Fungi 473

The Significance of Fungi 474

22 The Plant Kingdom 479**22.1 What Is a Plant? 480****22.2 Alternation of Generations 480****22.3 The Evolution of Plants 481****22.4 Nonvascular Plants 482**

The Moss Life Cycle 482

Kinds of Nonvascular Plants 483

22.5 The Significance of Vascular Tissue 483**22.6 The Development of Roots, Stems, and Leaves 484**

Roots 485

Stems 485

Leaves 486

22.7 Seedless Vascular Plants 488

The Fern Life Cycle 488

Kinds of Seedless Vascular Plants 488

22.8 Seed-Producing Vascular Plants 490

Gymnosperms 491

Angiosperms 493

22.9 The Growth of Woody Plants 497**22.10 Plant Responses to Their Environment 498**

Tropisms 498

Seasonal Responses 499

Responses to Injury 499

22.11 The Coevolution of Plants and Animals 500**23 The Animal Kingdom 503****23.1 What Is an Animal? 504****23.2 The Evolution of Animals 505****23.3 Temperature Regulation 506****23.4 Body Plans 507**

Symmetry 507

Embryonic Cell Layers 507

Body Cavities 509

Segmentation 509

Skeletons 510

23.5 Marine Lifestyles 511

Zooplankton 511

Nekton 511

Benthic Animals 511

23.6 Primitive Marine Animals 512

Porifera—Sponges 512

Cnidaria—Jellyfish, Corals, and Sea Anemones 512

Ctenophora—Comb Jellies 513

23.7 Platyhelminthes—Flatworms 514**23.8 Nematoda—Roundworms 516****23.9 Annelida—Segmented Worms 518****23.10 Mollusca 519****23.11 Arthropoda 520****23.12 Echinodermata 520****23.13 Chordata 522****23.14 Adaptations to Terrestrial Life 524**

Terrestrial Arthropods 524

Terrestrial Vertebrates 526

PART VI**Physiological Processes 533****24 Materials Exchange in the Body 533****24.1 The Basic Principles of Materials Exchange 534****24.2 Circulation: The Cardiovascular System 534**

The Nature of Blood 534

The Heart 537

Blood Vessels: Arteries, Veins, and Capillaries 539

- 24.3 The Lymphatic System 541
- 24.4 Gas Exchange: The Respiratory System 542
 - Mechanics of Breathing 543
 - Breathing System Regulation 543
 - Lung Function 544
- 24.5 Obtaining Nutrients: The Digestive System 545
 - Mechanical and Chemical Processing 546
 - Nutrient Uptake 548
 - Chemical Alteration: The Role of the Liver 549
- 24.6 Waste Disposal: The Excretory System 550
 - Kidney Structure 550
 - Kidney Function 550

25 Nutrition: Food and Diet 555

- 25.1 Living Things as Chemical Factories: Matter and Energy Manipulators 556
 - Diet and Nutrition Defined 556
 - Energy Content of Food 556
- 25.2 The Kinds of Nutrients and Their Function 557
 - Carbohydrates 557
 - Lipids 558
 - Proteins 559
 - Vitamins 561
 - Minerals 563
 - Water 564
- 25.3 Dietary Reference Intakes 565
- 25.4 The Food Guide Pyramid 565
 - Grains 565
 - Fruits 565
 - Vegetables 568
 - Milk 568
 - Meat and Beans 568
 - Oils 569
 - Exercise 569
- 25.5 Determining Energy Needs 569
- 25.6 Eating Disorders 571
 - Obesity 571
 - Bulimia 573
 - Anorexia Nervosa 574
- 25.7 Nutrition Through the Life Cycle 575
 - Infancy 575
 - Childhood 575
 - Adolescence 576
 - Adulthood 576
 - Old Age 577
 - Pregnancy and Lactation 578

- 25.8 Nutrition for Fitness and Sports 578
 - Anaerobic and Aerobic Exercise 579
 - Metabolic Changes During Aerobic Exercise 579
 - Diet and Exercise 579

26 The Body's Control Mechanisms and Immunity 583

- 26.1 Coordination in Multicellular Animals 584
- 26.2 Nervous System Function 585
 - The Structure of the Nervous System 585
 - The Nature of the Nerve Impulse 586
 - Activities at the Synapse 588
 - The Organization of the Central Nervous System 588
- 26.3 The Endocrine System 591
 - Endocrine System Function 591
 - Negative-Feedback Inhibition and Hormones 592
- 26.4 The Integration of Nervous and Endocrine Function 593
- 26.5 Sensory Input 595
 - Chemical Detection 595
 - Vision 596
 - Hearing and Balance 597
 - Touch 598
- 26.6 Output Coordination 599
 - Muscular Contraction 599
 - The Types of Muscle 601
 - The Activities of Glands 602
 - Growth Responses 602
- 26.7 The Body's Defense Mechanisms—Immunity 603
 - Innate Immunity 603
 - Adaptive Immunity 604
 - Immune System Diseases 607

27 Human Reproduction, Sex, and Sexuality 613

- 27.1 Sexuality from Various Points of View 614
- 27.2 The Sexuality Spectrum 615
 - Anatomy 615
 - Behavior 615
- 27.3 Components of Human Sexual Behavior 616

27.4 Sex Determination and Embryonic Sexual Development 617

Chromosomal Determination of Sex 617

Chromosomal Abnormalities and Sexual Development 618

Fetal Sexual Development 618

27.5 The Sexual Maturation of Young Adults 620

The Maturation of Females 620

The Maturation of Males 621

27.6 Spermatogenesis 622**27.7 Oogenesis, Ovulation, and Menstruation 623****27.8 The Hormonal Control of Fertility 626****27.9 Fertilization, Pregnancy, and Birth 628**

Twins 630

Birth 631

27.10 Contraception 632

Barrier Methods 632

Chemical Methods 634

Hormonal Control Methods 634

The Timing Method 634

Intrauterine Devices (IUD) 635

Surgical Methods 635

27.11 Termination of Pregnancy—Abortion 636**27.12 Changes in Sexual Function with Age 636****Appendix 1 A-1****Appendix 2 A-3****Glossary G-1****Credits C-1****Index I-1**

Table of Boxes

Chapter 1

HOW SCIENCE WORKS 1.1: Edward Jenner and the Control of Smallpox 18

Chapter 2

HOW SCIENCE WORKS 2.1: The Periodic Table of the Elements 26

HOW SCIENCE WORKS 2.2: Greenhouse Gases and Their Relationship to Global Warming 32

OUTLOOKS 2.1: Water and Life—The Most Common Compound of Living Things 37

OUTLOOKS 2.2: Maintaining Your pH—How Buffers Work 41

Chapter 3

HOW SCIENCE WORKS 3.1: Organic Compounds: Poisons to Your Pets! 48

OUTLOOKS 3.1: Chemical Shorthand 50

OUTLOOKS 3.2: So You Don't Eat Meat! How to Stay Healthy 54

OUTLOOKS 3.3: What Happens When You Deep-Fry Food? 63

OUTLOOKS 3.4: Fat and Your Diet 64

Chapter 4

HOW SCIENCE WORKS 4.1: Developing the Fluid-Mosaic Model 75

HOW SCIENCE WORKS 4.2: Cell Membrane Structure and Tissue Transplants 77

Chapter 5

OUTLOOKS 5.1: Passing Gas, Enzymes, and Biotechnology 102

HOW SCIENCE WORKS 5.1: Don't Be Inhibited—Keep Your Memory Alive 108

Chapter 6

OUTLOOKS 6.1: What Happens When You Drink Alcohol 123

OUTLOOKS 6.2: Souring vs. Spoilage 128

OUTLOOKS 6.3: Body Odor and Bacterial Metabolism 130

HOW SCIENCE WORKS 6.1: Applying Knowledge of Biochemical Pathways 131

Chapter 7

HOW SCIENCE WORKS 7.1: Solution to Global Energy Crisis Found in Photosynthesis? 137

OUTLOOKS 7.1: The Evolution of Photosynthesis 145

OUTLOOKS 7.2: Even More Ways to Photosynthesize 147

Chapter 8

HOW SCIENCE WORKS 8.1: Scientists Unraveling the Mystery of DNA 152

OUTLOOKS 8.1: Life in Reverse—Retroviruses 164

OUTLOOKS 8.2: Telomeres 166

OUTLOOKS 8.3: One Small Change—One Big Difference! 167

Chapter 9

HOW SCIENCE WORKS 9.1: The Concepts of Homeostasis and Mitosis Applied 183

Chapter 10

HOW SCIENCE WORKS 10.1: Cystic Fibrosis—What Is the Probability? 206

OUTLOOKS 10.1: The Inheritance of Eye Color 217

OUTLOOKS 10.2: The Birds and the Bees . . . and the Alligators 220

Chapter 11

OUTLOOKS 11.1: The First Use of a DNA Fingerprint in a Criminal Case 227

HOW SCIENCE WORKS 11.1: Polymerase Chain Reaction 228

HOW SCIENCE WORKS 11.2: Electrophoresis 230

HOW SCIENCE WORKS 11.3: DNA Sequencing 232

HOW SCIENCE WORKS 11.4: Cloning Genes 236

Chapter 12

OUTLOOKS 12.1: Your Skin Color, Gene Frequency Changes, and Natural Selection 251

OUTLOOKS 12.2: Biology, Race, and Racism 252

HOW SCIENCE WORKS 12.1: The Legal Implications of Defining a Species 261

HOW SCIENCE WORKS 12.2: Bad Science: A Brief History of the Eugenics Movement 263

Chapter 13

OUTLOOKS 13.1: Common Misconceptions About the Theory of Evolution 269

HOW SCIENCE WORKS 13.1: The Voyage of HMS *Beagle*, 1831–1836 271

OUTLOOKS 13.2: Genetic Diversity and Health Care 273

OUTLOOKS 13.3: The Reemerging of Infectious Diseases 284

Chapter 14

OUTLOOKS 14.1: Evolution and Domesticated Cats 297

HOW SCIENCE WORKS 14.1: Accumulating Evidence for Evolution 302

HOW SCIENCE WORKS 14.2: Neandertals—*Homo neanderthalensis* or *Homo sapiens*? 307

Chapter 15

OUTLOOKS 15.1: Changes in the Food Chain of the Great Lakes 316

HOW SCIENCE WORKS 15.1: Scientists Accumulate Knowledge About Climate Change 323

OUTLOOKS 15.2: Dead Zones 328

Chapter 16

OUTLOOKS 16.1: Varzea Forests—Seasonally Flooded Amazon Tropical Forests 355

HOW SCIENCE WORKS 16.1: Whole Ecosystem Experiments 365

Chapter 17

OUTLOOKS 17.1: Marine Turtle Population Declines 383

HOW SCIENCE WORKS 17.1: Thomas Malthus and His Essay on Population 387

Chapter 18

HOW SCIENCE WORKS 18.1: Males Raised the Young in Some Species of Dinosaurs 393

Chapter 19

HOW SCIENCE WORKS 19.1: The Oldest Rocks on Earth 420

Chapter 20

HOW SCIENCE WORKS 20.1: New Information Causes Changes in Taxonomy and Phylogeny 444

HOW SCIENCE WORKS 20.2: Cladistics: A Tool for Taxonomy and Phylogeny 445

OUTLOOKS 20.1: A Bacterium That Controls Animal Reproduction 446

Chapter 21

HOW SCIENCE WORKS 21.1: How Many Microbes Are There? 457

HOW SCIENCE WORKS 21.2: Bioremediation 458

OUTLOOKS 21.1: Food Poisoning/Foodborne Illness/Stomach Flu 462

OUTLOOKS 21.2: The Microbial Ecology of a Cow 464

OUTLOOKS 21.3: The Marine Microbial Food Web 466

HOW SCIENCE WORKS 21.3: Penicillin 475

Chapter 22

OUTLOOKS 22.1: Plant Terminology 485

HOW SCIENCE WORKS 22.1: Using Information from Tree Rings 498

OUTLOOKS 22.2: Spices and Flavorings 500

Chapter 23

OUTLOOKS 23.1: The Problem of Image 506

HOW SCIENCE WORKS 23.1: Genes, Development, and Evolution 510

HOW SCIENCE WORKS 23.2: Coelacanth Discoveries 529

Chapter 24

OUTLOOKS 24.1: Blood Doping 536

OUTLOOKS 24.2: Newborn Jaundice 537

HOW SCIENCE WORKS 24.1: An Accident and an Opportunity 547

Chapter 25

HOW SCIENCE WORKS 25.1: Measuring the Caloric Value of Foods 557

HOW SCIENCE WORKS 25.2: Preventing Scurvy 563

OUTLOOKS 25.1: Exercise: More Than Just Maintaining Your Weight 570

OUTLOOKS 25.2: The Genetic Basis of Obesity 573

OUTLOOKS 25.3: Muscle Dysmorphia 575

OUTLOOKS 25.4: Myths or Misunderstandings About Diet and Nutrition 580

OUTLOOKS 25.5: Nutritional Health Products and Health Claims 581

Chapter 26

HOW SCIENCE WORKS 26.1: How Do We Know What the Brain Does? 590

HOW SCIENCE WORKS 26.2: Endorphins: Natural Pain Killers 595

OUTLOOKS 26.1: The Immune System and Transplants 609

Chapter 27

OUTLOOKS 27.1: Cryptorchidism—Hidden Testes 620

OUTLOOKS 27.2: Causes of Infertility 628

HOW SCIENCE WORKS 27.1: Assisted Reproductive Technology 630

HOW SCIENCE WORKS 27.2: History of Pregnancy Testing 631

OUTLOOKS 27.3: Sexually Transmitted Diseases 633

Preface

The origin of this book remains deeply rooted in our concern for the education of college students in the field of biology. We believe that large, thick books intimidate introductory-level students who are already anxious about taking science courses. With each edition, we have worked hard to provide a book that is useful, interesting, and engaging to students while introducing them to the core concepts and current state of the science.

The Fourteenth Edition

There are several things about the fourteenth edition of *Concepts in Biology* that we find exciting. This revision, as with previous editions, is very much a collaborative effort. When we approach a revision, we carefully consider comments and criticisms of reviewers and discuss how to address their suggestions and concerns. As we proceed through the revision process, we solicit input from one another and we critique each other's work. This edition has several significant changes.

Opening Chapter Vignette

Nearly all of the chapter-opening vignettes are new. Each vignette is intended to draw the students into the chapter by showing how the material is relevant to their lives. To help meet this goal the vignettes have been redesigned to resemble a magazine layout to draw the attention of the reader.

Concept Review

In this edition, each major numbered heading ends with a Concept Review feature, which consists of a series of questions that probe the reader's level of understanding of the material in the section. The purpose of this feature is to encourage the reader to review the material in the section if he or she cannot answer the questions.

Enhanced Visuals and Page Layout

The visual elements of a text are extremely important to the learning process. Over 150 figures are new or have been modified. The purpose of these changes is to more clearly illustrate a concept or show examples of material discussed in the text.

Major Content Changes

Chapter 1 What Is Biology?

- Section 1.1, "Why the Study of Biology Is Important," and material in Section 1.2, "Cause-and-Effect Relationships," and "The Scientific Method" have been rewritten to better communicate these concepts.
- The material in Section 1.4 entitled "What Makes Something Alive?" has been reordered to present a more logical progression of ideas. Also in Section 1.4, "The Levels of Biological Organization and Emerging Properties" section has been rewritten and now includes the concept of emerging properties. In addition, "The Consequences of Not Understanding Biological Principles" has a new introduction designed to present the concept of selective acceptance of scientific evidence.

Chapter 2 The Basics of Life: Chemistry

- Section 2.1 "Matter, Energy, and Life" was rewritten to consolidate the introductory material on basic chemistry.

Chapter 3 Organic Molecules—The Molecules of Life

- New material in the section on proteins presents the concept of chaperone proteins.

Chapter 4 Cell Structure and Function

- There is a new section, "Basic Cell Types," that introduces the characteristics that are unique to eukaryotic and noneukaryotic cells. It also presents the most current thoughts on the evolution and relationships among the Bacteria, Archaea, and Eucarya.
- There is a new section on the two groups of membrane proteins involved in facilitated diffusion: (a) carrier proteins and (b) ion channels.
- A new diagram illustrates how all living things are classified.

Chapter 6 Biochemical Pathways—Cellular Respiration

- There are new summary presentations for each portion of cellular respiration, as suggested by reviewer comments.

- There are several new figures and flow charts to enhance student understanding of these very complex pathways.

Chapter 7 Biochemical Pathways—Photosynthesis

- There are new summary presentations for each portion of photosynthesis suggested by reviewers' comments.
- There are several new figures and flow charts to enhance student understanding of these very complex pathways.

Chapter 8 DNA and RNA: The Molecular Basis of Heredity

- Sections 8.1, "DNA and the Importance of Proteins," and 8.2, "DNA Structure and Function," have been rewritten.
- There is a new section on epigenetics.
- Section 8.4, "Protein Synthesis," has been rewritten.
- There are new presentations on sickle cell anemia and other genetic abnormalities.

Chapter 9 Cell Division—Proliferation and Reproduction

- A new section on epigenetics and cancer was added.

Chapter 11 Applications of Biotechnology

- Information on genetically modified organisms has been extensively revised.

Chapter 14 The Formation of Species and Evolutionary Change

- New information is presented on Ida, *Darwinius masillae*, and her probable place in human evolution.
- Information on the proposed new species (hobbit) from Indonesia has been made current.
- A new table on primate classification has been added.
- There is a new section that discusses the recently published information about *Ardipithecus*.

Chapter 16 Community Interactions

- The material on the nature of biomes has been enhanced with additional photos and climographs to better illustrate the nature of each biome.
- A new section entitled "Modern Concepts of Succession and Climax" was added.

Chapter 17 Population Ecology

- The section on gene flow and gene frequency was reorganized.
- New material on the random and clumped distribution in populations was added to the text.

Chapter 19 The Origin of Life and the Evolution of Cells

- Section 19.3, "The 'Big Bang' and the Origin of the Earth," has new subheadings to help the reader follow the discussion.
- Section 19.4, "The Chemical Evolution of Life on Earth," was substantially reorganized and rewritten.
- Section 19.5, "Major Evolutionary Changes in Early Cellular Life," has had major sections rewritten.
- Table 19.1, "Summary of Characteristics of the Three Domains of Life," was rewritten and placed later in the chapter.
- Section 19.6, "The Geologic Timeline and the Evolution of Life," was rewritten to include new information, better sequencing of information, and more subheadings to aid the reader in following the discussion.

Chapter 20 The Classification and Evolution of Organisms

- The section on Archaea was substantially rewritten to include the latest information on the variety of kinds of Archaea found in oceans and soil.

Chapter 21 The Nature of Microorganisms

- Section 21.1, "What Are Microorganisms?" was substantially rewritten.
- The section on control of bacterial population now includes discussion of methicillin resistant *Staphylococcus*.
- The section on Archaea was substantially rewritten to include recent understanding of the nature of Archaea diversity.
- The section on Fungi has additional information on the classification of fungi and clarification on the meaning of yeast, mold, and mildew.

Chapter 23 The Animal Kingdom

- The section on body cavities was substantially rewritten.
- Section 23.6, "Primitive Marine Animals," was substantially rewritten.
- Section 23.10, "Mollusca," was substantially rewritten.
- The section on terrestrial arthropods was substantially rewritten.

Chapter 24 Materials Exchange in the Body

- The sections on white blood cells, platelets, and plasma were rewritten.

Chapter 25 Nutrition: Food and Diet

- Throughout the chapter when food calories are being discussed the term *Calorie* is used rather than *kilocalorie*.

- There has been a major reorganization of the material.
- The old section 25.7, "Deficiency Diseases," has been eliminated and much of the material in the section has been moved to parts of the chapter dealing with protein metabolism, vitamins, and minerals.
- Section 25.2, "Kinds of Nutrients and Their Function," has been reorganized with subheadings that highlight the nature and function of nutrients, how the body manages the nutrients, and other factors that are important to nutrition. Much new material was added.
- Tables 25.1, "Sources of Essential Amino Acids," 25.2, "Sources and Functions of Vitamins," and 25.3, "Sources and Functions of Minerals," have been updated and reorganized to help the reader see the significance of the nutrients.
- Material on discretionary Calories was added to the exercise portion of the Food Guide Pyramid discussion.
- The sections on body mass index and weight control were integrated into the section on obesity.
- Section 25.6, "Eating Disorders," has been completely rewritten.
- Section 25.8, "Nutrition for Sports and Fitness," has been substantially rewritten.

Chapter 26 The Body's Control Mechanisms and Immunity

- The section on negative and positive feedback was rewritten.
- Table 26.2 on inflammation was reorganized.
- Table 26.3 on classes of antibodies was reorganized.
- A new heading, "Immune System Diseases," now includes discussion of allergies, autoimmune diseases, and immunodeficiency diseases, which were previously discussed in different sections.

Chapter 27 Human Reproduction, Sex, and Sexuality

- A new section 27.2, "The Sexuality Spectrum," includes a reorganized discussion of intersexual anatomy, transsexual behavior, and homosexuality.
- A new section 27.3, "Components of Sexual Behavior," now discusses sexual attraction, foreplay, and intercourse.
- The section on contraception was significantly reorganized and rewritten.

Other Significant Changes

Thirty-seven new boxed readings have been added or substituted for boxed readings that had become dated:

HOW SCIENCE WORKS 2.2: Greenhouse Gases and Their Relationship to Global Warming

HOW SCIENCE WORKS 3.1: Organic Compounds: Poisons to Your Pets!

OUTLOOKS 3.2: So You Don't Eat Meat! How to Stay Healthy

OUTLOOKS 3.3: What Happens When You Deep-Fry Food?

HOW SCIENCE WORKS 4.2: Cell Membrane Structure and Tissue Transplants

HOW SCIENCE WORKS 5.1: Don't Be Inhibited—Keep Your Memory Alive

HOW SCIENCE WORKS 7.1: Solution to Global Energy Crisis Found in Photosynthesis?

HOW SCIENCE WORKS 8.1: Scientists Unraveling the Mystery of DNA

OUTLOOKS 8.1: Life in Reverse—Retroviruses

OUTLOOKS 8.3: One Small Change—One Big Difference!

HOW SCIENCE WORKS 9.1: The Concepts of Homeostasis and Mitosis Applied

OUTLOOKS 11.1: The First DNA Fingerprint in a Criminal Case

OUTLOOKS 12.1: Your Skin Color, Gene Frequency Changes, and Natural Selection

OUTLOOKS 13.2: Genetic Diversity and Health Care

OUTLOOKS 14.1: Evolution and Domesticated Cats

OUTLOOKS 15.1: Changes in the Food Chain of the Great Lakes

OUTLOOKS 15.2: Dead Zones

HOW SCIENCE WORKS 15.1: Scientists Accumulate Knowledge About Climate Change

HOW SCIENCE WORKS 16.1: Whole Ecosystem Experiments

OUTLOOKS 16.1: Varzea Forests—Seasonally Flooded Amazon Tropical Forests

OUTLOOKS 17.1: Marine Turtle Population Declines

HOW SCIENCE WORKS 18.1: Males Raised the Young in Some Species of Dinosaurs

HOW SCIENCE WORKS 19.1: The Oldest Rocks on Earth

HOW SCIENCE WORKS 20.1: New Information Causes Changes in Taxonomy and Phylogeny

OUTLOOKS 20.1: A Bacterium That Controls Animal Reproduction

HOW SCIENCE WORKS 21.1: How Many Microbes Are There?

OUTLOOKS 21.1: Food Poisoning/Foodborne Illness/Stomach Flu

OUTLOOKS 21.3: The Marine Microbial Food Web

HOW SCIENCE WORKS 22.1: Using Information from Tree Rings

OUTLOOKS 23.1: The Problem of Image

HOW SCIENCE WORKS 23.1: Genes, Development, and Evolution

OUTLOOKS 24.1: Blood Doping

OUTLOOKS 24.2: Newborn Jaundice

OUTLOOKS 25.3: Muscle Dysmorphia

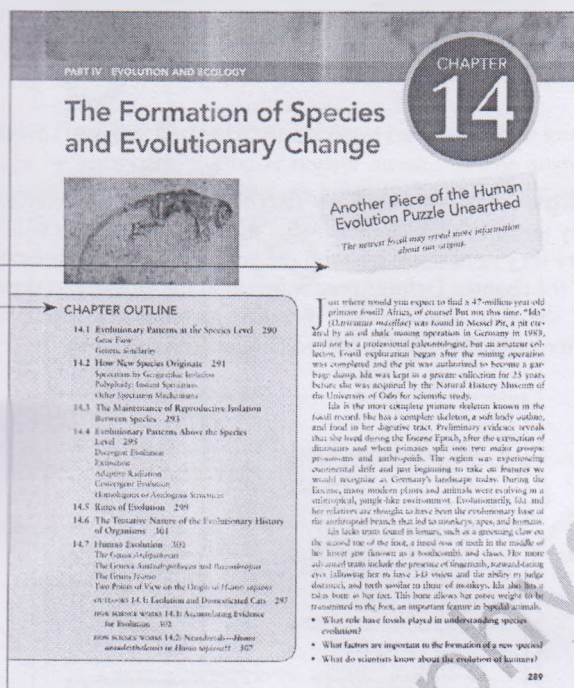
OUTLOOKS 25.5: Nutritional Health Products and Health Claims

OUTLOOKS 26.1: The Immune System and Transplants

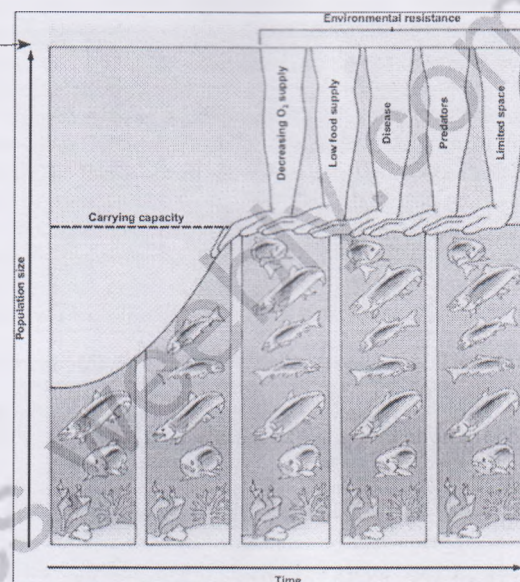
OUTLOOKS 27.2: Causes of Infertility

Features

Opening Vignette The vignette is designed to pique students' interest and help them recognize the application and relevance of the topics presented in each chapter. The fourteenth edition also introduces bulleted questions for further reflections.



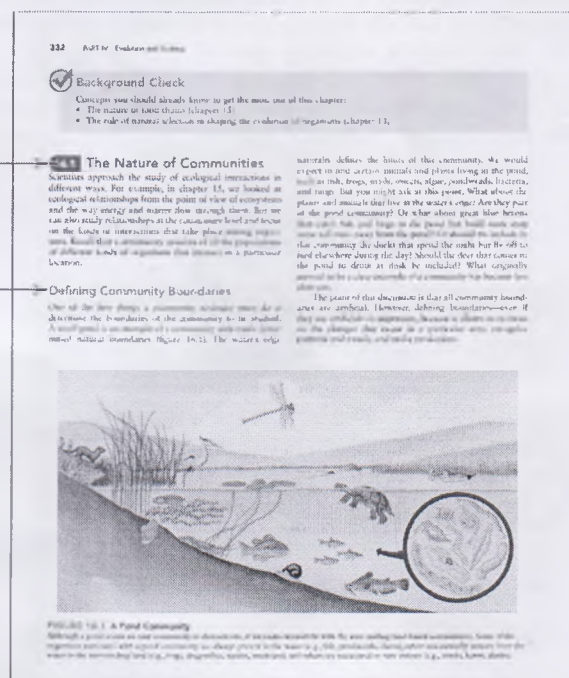
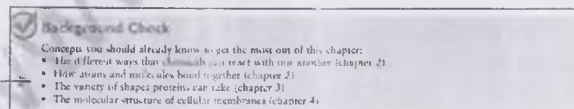
Quality Visuals The line drawings and photographs illustrate concepts or associate new concepts with previously mastered information. Every illustration emphasizes a point or helps teach a concept.



Topical Headings Throughout each chapter, headings subdivide the material into meaningful sections that help readers recognize and organize information.

Chapter Outline At the opening of each chapter, the outline lists the major headings in the chapter, as well as the boxed readings.

Background Check The Background Check lists the key concepts students should already understand to get the most out of the chapter. Chapter references are included for review purposes.



How Science Works and Outlooks Each of these boxed readings was designed to catch readers' interest by providing alternative views, historical perspectives, or interesting snippets of information related to the content of the chapter.

HOW SCIENCE WORKS 5.1
Don't Be Inhibited—Keep Your Memory Alive

Alcohol and drugs can interfere with your "short-term" memory, such as remembering the crazy things you might have done at a party Saturday night. However, they don't seem to get in the way of older memories, such as the biology exam you failed in high school. Neuroscientists thought this is because long-term memories become "hard-wired" into your brain in a way that makes them harder to wipe out. These long-term memories are kept in place by structural changes to the connections between nerve cells, but recent research has made this "hard-wired" explanation more complicated.

The research involved injecting a drug that inhibited the enzyme protein kinase into the cerebral cortex of rat brains before their memories are thought to reside. The data revealed that when this enzyme was blocked, the rats forgot a meal that made them sick.



What does the future have in store for the specific applications of such research? Some are thinking about the development of enzyme-inhibiting drugs that could:

- help sustain memories for longer than normal periods,
- boost brainpower, and
- erase the painful memories of trauma survivors.

OUTLOOKS 5.1
Passing Gas, Enzymes, and Biotechnology

Canine foods like beans and peas will result in an increased amount of intestinal gas. This passage process releases about a liter of gas every day. About 11% of this gas is produced by the bacteria in the large intestine. The rest is produced by the gas produced by the bacteria in the large intestine. The gas produced by the bacteria in the large intestine is produced by the bacteria in the large intestine.


The major components of intestinal gas are:

- hydrogen, 25-30%
- methane, 5-10%
- carbon dioxide, 10-30%
- oxygen, 5-10%
- nitrogen, 5-10%

The other 65-75% of the gas is produced by the bacteria in the large intestine. The gas produced by the bacteria in the large intestine is produced by the bacteria in the large intestine.

Supplement Facts
Serving Size 2 Tablets
Servings Per Container 15

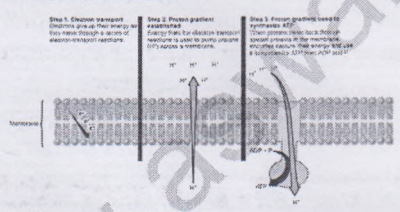
Amount Per Serving
Total Gas Produced 100%
Total Gas Produced 100%
Total Gas Produced 100%



Chapter Summary The summary at the end of each chapter clearly reviews the concepts presented.

112 **UNIT 6: Organisms: Chemistry, Cells, and Metabolism**

FIGURE 5.14 Electron Transport and Proton Gradient
The transport of electrons through a series of electron carriers can allow the energy to be used to create a proton gradient across a membrane. This proton gradient is used to drive the synthesis of ATP from ADP and inorganic phosphate.



Section Purpose
To explain the relationship between the electron transport chain and the proton gradient, and how this gradient is used to drive the synthesis of ATP.

Summary
Electrons are passed through a series of electron carriers, which allows the energy to be used to create a proton gradient across a membrane. This proton gradient is used to drive the synthesis of ATP from ADP and inorganic phosphate.

6.4 CONCEPT CHECK

1. What is a biochemical pathway, and what does it have to do with energy?
2. Describe what happens during electron transport and what it has to do with a proton pump.

Thinking Critically This feature gives students opportunity to think through problems logically and arrive at conclusions based on the concepts presented in the chapters.

Thinking Critically

Section Purpose
To explain the relationship between the electron transport chain and the proton gradient, and how this gradient is used to drive the synthesis of ATP.

Summary
Electrons are passed through a series of electron carriers, which allows the energy to be used to create a proton gradient across a membrane. This proton gradient is used to drive the synthesis of ATP from ADP and inorganic phosphate.

Page-Referenced Key Terms A list of page-referenced key terms in each chapter helps students identify the vocabulary they need to understand the concepts and ideas presented in the chapter. Definitions are found in the glossary at the end of the text. Students can practice learning key terms with interactive flash cards at www.mhhe.com/engr14e.

Key Terms

Section Purpose
To explain the relationship between the electron transport chain and the proton gradient, and how this gradient is used to drive the synthesis of ATP.

Summary
Electrons are passed through a series of electron carriers, which allows the energy to be used to create a proton gradient across a membrane. This proton gradient is used to drive the synthesis of ATP from ADP and inorganic phosphate.

erenced
vocabulary
presented
the end
is with

1. What is the difference between a catalyst and an enzyme?
2. How do enzymes increase the rate of a chemical reaction?

10

[illegible]

McGraw-Hill Higher Education and Blackboard® have teamed up



Do More

tures exciting social learning and teaching tools that foster more logical, visually impactful and active learning opportunities for students. You'll transform your closed-door classrooms into communities where students remain connected to their educational experience 24 hours a day.

Blackboard, the Web-based course-management system, has partnered with McGraw-Hill to better allow students and faculty to use online materials and activities to complement face-to-face teaching. Blackboard fea-

teaching. Blackboard fea-

Not only do you get single sign-on with Connect and Create, you also get deep integration of McGraw-Hill content and content engines right in Blackboard. Whether you're choosing a book for your course or building Connect assignments, all the tools you need are right where you want them—inside of Blackboard.

Gradebooks are now seamless. When a student completes an integrated Connect assignment, the grade for that assignment automatically (and instantly) feeds your Blackboard grade center.

McGraw-Hill and Blackboard can now offer you easy access to industry leading technology and content, whether your campus hosts it, or we do. Be sure to ask your local McGraw-Hill representative for details.

McGraw Hill connect **BIOLOGY**

www.mhhe.com/enger14e
McGraw-Hill Connect
Biology provides online
presentation, assignment,

and assessment solutions. It connects your students with the tools and resources they'll need to achieve success.

With Connect Biology you can deliver assignments, quizzes, and tests online. A robust set of questions and activities are aligned with learning outcomes. As an instructor, you can edit existing questions and author entirely new problems. You can also track individual student performance—by question, assignment, or in relation to the class overall—with detailed grade reports. Integrate grade reports easily with Learning Management Systems (LMS), such as WebCT and Blackboard.

ConnectPlus™ Biology provides students with all the advantages of Connect Biology, plus 24/7 online access to an eBook. This media-rich version of the book is available through the McGraw-Hill Connect platform and allows seamless integration of text, media, and assessments.

To learn more, visit

www.mcgrawhillconnect.com



Create

With McGraw-Hill Create™, www.mcgrawhillcreate.com, you can easily rearrange chapters, combine material from other content sources, and quickly upload content you have written like your course syllabus or teaching notes. Find the content you need in Create by searching through thousands of leading McGraw-Hill textbooks. Arrange your book to fit your teaching style. Create even allows you to personalize your book's appearance by selecting the cover and adding your name, school, and course information. Order a Create book and you'll receive a complimentary print review copy in 3–5 business days or a complimentary electronic review copy (eComp) via email in minutes. Go to www.mcgrawhillcreate.com today and register to experience how McGraw-Hill Create™ empowers you to teach *your* students *your* way.

Animations for a New Generation

Dynamic, 3D animations of key biological processes bring an unprecedented level of control to the classroom. Innovative features keep the emphasis on teaching rather than entertaining.

- An options menu lets you control the animation's level of detail, speed, length, and appearance, so you can create the experience you want.
- Draw on the animation using the white board pen to highlight important areas.
- The scroll bar lets you fast forward and rewind while seeing what happens in the animation, so you can start at the exact moment you want.
- A scene menu lets you instantly jump to a specific point in the animation.
- Pop ups add detail at important points and help students relate the animation back to concepts from lecture and the textbook.
- A complete visual summary at the end of the animation reminds students of the big picture.
- Animation topics include: Cellular Respiration, Photosynthesis, Molecular Biology of the Gene, DNA Replication, Cell Cycle and Mitosis, Membrane Transport, and Plant Transport.



Computerized Test Bank

A comprehensive computerized test bank powered by McGraw-Hill's flexible electronic testing program EZ Test Online. EZ Test Online allows you to create paper and online tests or quizzes in this easy to use program! A new tagging scheme allows you to sort questions by Bloom's difficulty level, topic, and section of the book. Imagine being able to create and access your test or quiz anywhere, at any time, without installing the testing software. Now, with EZ Test Online, instructors can select questions from multiple McGraw-Hill test banks or author their own, and then either print the test for paper distribution or give it online.

Presentation Tools

Everything you need for outstanding presentations in one place!

www.mhhe.com/enger14c

- *FlexArt Image PowerPoints®* files include every piece of art from the text. The art has been sized and cropped to provide superior presentations. Labels can be edited and repositioned on figures. Tables, photographs, and unlabeled art pieces are also included.
- *Lecture PowerPoint files with Animations*—include animations that illustrate important processes embedded in the lecture material.
- *Animation PowerPoint* files include animations only are provided in PowerPoint.
- *Labeled JPEG Image* files include full-color digital files of all illustrations that can be readily incorporated into presentations, exams, or custom-made classroom materials.
- *Base Art Image* files include unlabeled digital files of all illustrations.

Presentation Center

In addition to the images from your book, this online digital library contains photos, artwork, animations, and other media from an array of McGraw-Hill textbooks that can be used to create customized lectures, visually enhanced tests and quizzes, compelling course websites, or attractive printed support materials.

My Lectures—Tegrity


Tegrity Campus™ records and distributes your class lecture with just a click of a button. Students can view your lecture anytime/anywhere via computer, iPod, or mobile device. It indexes as it records your PowerPoint presentations and anything shown on your computer so students can use keywords to find exactly what they want to study. Tegrity is available as an integrated feature of McGraw-Hill Connect™ Biology or as a standalone.

Instructor's Manual

The Instructor's manual contains an overview and a list of goals and objectives for each chapter.

Laboratory Manual

The laboratory manual features 30 carefully designed, class-tested learning activities. Each exercise contains an introduction to the material, step-by-step procedures, ample space to record and graph data, and review questions. The activities give students an opportunity to go beyond reading and studying to actually participate in the process of science.



Companion Website

www.mhhe.com/enger14e

The Enger: *Concepts in Biology* companion website allows students to access a variety of free digital learning tools that include:

- Chapter-level quizzing
- Animations
- Vocabulary flashcards
- Virtual Labs

Biology Prep, also available on the companion website, helps students to prepare for their upcoming coursework in biology. This website enables students to perform self assessments, conduct self-study sessions with tutorials, and perform a post-assessment of their knowledge in the following areas:

- Introductory Biology Skills
- Basic Math Review I and II
- Chemistry
- Metric System
- Lab Reports and Referencing

McGraw-Hill: Biology Digitized Video Clips

ISBN (13) 978-0-312155-0

ISBN (10) 0-07-312155-X

McGraw-Hill is pleased to offer an outstanding presentation tool to text adopting instructors—digitized biology video clips on DVD! Licensed from some of the highest-quality science video producers in the world, these brief segments range from about five seconds to just under three minutes in length and cover all areas of general biology from cells to ecosystems. Engaging and informative, McGraw-Hill's digitized

videos will help capture students' interest while illustrating key biological concepts and processes such as mitosis, how cilia and flagella work, and how some plants have evolved into carnivores.

Acknowledgments

A large number of people have helped us write this text. Our families continued to give understanding and support as we worked on this revision. We acknowledge the thousands of students in our classes who have given us feedback over the years concerning the material and its relevancy. They were the best possible sources of criticism.

We gratefully acknowledge the invaluable assistance of the following reviewers throughout the development of the manuscript:

Reviewers for the Fourteenth Edition:

Stephen Ebbs, *Southern Illinois University—Carbondale*
 Andrew Goliszek, *North Carolina A&T State University*
 Voletta Williams, *Alcorn State University*
 Don Ratcliffe, *Ivy Tech Community College*
 Leba Sarkis, *Aims Community College*
 Krishna Raychoudhury, *Benedict College*
 John Murphy, *Southwest Baptist University*
 Masood Mowlavi, *Delta College*
 James Shepherd, *Zane State College*
 Tracey Miller, *Edmonds Community College*
 Frank Torrano, *American River College*
 Charles Woods, *Miles College*

We also want to express our appreciation to the entire McGraw-Hill book team for their wonderful work in putting together this edition. Janice Roerig-Blong, publisher, has supported this project with enthusiasm and creative ideas. Michael Hackett, sponsoring editor, and Jolynn Kilburg, S4Carlisle Publishing Services, oversaw the many facets of the developmental stages. Sandy Wille kept everything running smoothly through the production process. Lori Hancock assisted with the photos. Tara McDermott provided us with a beautiful design. Tamara Maury promoted the text and educated the sales reps on its message.

This page intentionally left blank

www.aswarphysics.weebly.com

What Is Biology?



Foodborne Illness on the Rise

As Population Increases So Does Concern for Food Safety.

CHAPTER OUTLINE

- 1.1 Why the Study of Biology Is Important 2
 - 1.2 Science and the Scientific Method 2
 - Basic Assumptions in Science
 - Cause-and-Effect Relationships
 - The Scientific Method
 - 1.3 Science, Nonscience, and Pseudoscience 8
 - Fundamental Attitudes in Science
 - Theoretical and Applied Science
 - Science and Nonscience
 - Pseudoscience
 - The Limitations of Science
 - 1.4 The Science of Biology 12
 - What Makes Something Alive?
 - The Levels of Biological Organization and Emerging Properties
 - The Significance of Biology in Our Lives
 - The Consequences of Not Understanding Biological Principles
 - Future Directions in Biology
- HOW SCIENCE WORKS 1.1: Edward Jenner and the Control of Smallpox 18

More than ever before, people around the world are worried about the safety of their food. Foodborne illnesses are diseases caused by infectious microbes (germs) or poisons that enter your body if you eat contaminated food. They result in sickness or death. The chemical contamination of baby formula made in China in 2008 was responsible for at least four infant deaths and over 53,000 illnesses. Everybody is at risk of foodborne illness. In fact, World Health Organization (WHO) scientists have stated that foodborne illnesses have become major problems in both developed and developing countries. Meats, vegetables, salads, snacks, fast food, vegetarian snacks, and even desserts have been found to be sources of foodborne illness. It is the variety of outbreaks that most troubles scientists and government health officials who are responsible for investigating and making recommendations for controlling outbreaks. WHO reported that the global incidence of death from diarrheal diseases caused by foodborne disease was 1.8 million. Diarrhea is a major cause of malnutrition in infants and young children. In the United States of America (USA), there are an estimated 76 million cases of foodborne diseases each year. These result in about 325,000 hospitalizations and 5,000 deaths. Food contamination has huge social and economic consequences on communities and their healthcare systems.

- How would a scientist approach the claim that the increase in foodborne illness is the result of a greater interest by consumers in eating fresh, uncooked foods?
- How would scientists go about identifying the cause of a foodborne illness?
- Should supersized food-processing companies be split into smaller, more easily regulated businesses?



Background Check

Concepts you should already know to get the most out of this chapter:

At the beginning of each chapter, you will find a list of concepts or ideas that are helpful in understanding the content of the chapter. Since this is the first chapter, there is no special background required. However, you should:

- Have an open mind
- Be willing to learn

1.1 Why the Study of Biology Is Important

Many students question the need for science courses, such as biology, especially when their area of study is not science-related. However, it is becoming increasingly important for everyone to be able to recognize the power and limitations of science. In a democracy, it is assumed that the public has gathered enough information to make intelligent decisions. This is why an understanding of the nature of science and fundamental biological concepts is so important for any person, regardless of his or her occupation. *Concepts in Biology* was written with this philosophy in mind. This book presents core concepts selected to help you become more aware of how biology influences nearly every aspect of your life.

Most of the important questions of today can be considered from philosophical, scientific, and social points of view. However, none of these approaches individually answers those questions. For example, it is a fact that the human population of the world is growing rapidly. Philosophically, we may all agree that the rate of population growth should be slowed. Science can provide information about how populations grow and which actions will be the most effective in slowing population growth. Science can also develop effective methods of birth control. Social leaders can suggest strategies for population control that are acceptable within a society. It is important to recognize that science does not have the answers to all of our problems. In this situation, society must make the fundamental philosophical decisions about reproductive rights and the morality of various control methods if human population growth is to be controlled.

While science may raise many questions that are difficult for society to answer, science can challenge humanity to re-examine long-held beliefs. As science reports facts and trends, this new information can force us to rethink our view of the world. One example of this is the idea of human race. Only recently have we been able to look at all the genetic information that makes up a human. Now, it is possible to determine the genetic differences between different races of humans. Interestingly, the genetic differences between individual people of the same race can be greater than the differences among individuals who were thought to be of different races. The reason for this is that the number of genes that we typically associate with racial differences is very small when compared to the number of genes needed to make a person (figure 1.1).



FIGURE 1.1 What's the Difference?

Despite superficial differences, different human races are overwhelmingly similar genetically.

Consider how this new information challenges the human perception of race. Humans define country borders and fight wars on the basis of race. This is true even though what makes up genetic differences between races is inconsequential to what makes us human.

1.1 CONCEPT REVIEW

1. Why is a basic understanding of science important for all citizens?
2. Describe two areas where scientific discoveries have caused us to rethink previously held beliefs.

1.2 Science and the Scientific Method

Most textbooks define **biology** as the science that deals with life. This definition seems clear until you begin to think about what the words *science* and *life* mean.

Science is actually a *process* used to solve problems or develop an understanding of repetitive natural events that involves the accumulation of knowledge and the testing of possible answers. The process has become known as the

scientific method. The scientific method is a way of gaining information (facts) about the world by forming possible answers to questions, followed by rigorous testing to determine if the proposed explanations are supported by the facts.

Basic Assumptions in Science

When using the scientific method, scientists make some basic assumptions:

- There are specific causes for naturally reoccurring events observed in the natural world.
- The causes for events in nature can be identified.
- There are general rules or principles that can be used to describe what happens in nature.
- An event that occurs repeatedly probably has the same cause each time it occurs.
- What one person observes can be observed by others.
- The same fundamental rules of nature apply, regardless of where and when they occur.

For example, we have all observed lightning with thunderstorms. According to the assumptions that have just been stated, we should expect that there is a cause of all cases of lightning, regardless of where or when they occur, and that all people could make the same observations. We know from scientific observations and experiments that

- (1) lightning is caused by a difference in electrical charge,
- (2) the behavior of lightning follows the same general rules as those for static electricity, and
- (3) all lightning that has been measured has had the same cause wherever and whenever it has occurred regardless of who made the observation.

Cause-and-Effect Relationships

Scientists distinguish between situations that are merely correlated (happen together) and those that are correlated and show *cause-and-effect relationships*. Many events are correlated, but not all correlations show cause-and-effect. When an event occurs as a direct result of a previous event, a cause-and-effect relationship exists. For example, lightning and thunder are correlated and have a cause-and-effect relationship. Lightning causes thunder.

The relationship between ingesting microorganisms and foodborne illness can be difficult to figure out. Because people have experienced bacterial, viral, or fungal infections, many assume that all microbes cause disease. In addition, the media portray all microbes as dangerous. Companies tell us that you should buy their antimicrobial product. They claim that their product will kill all the microbes, and therefore you will not come down with a foodborne illness. However, scores of different scientists have demonstrated through countless laboratory experiments that only a small number of microbes are *pathogenic*; that is, *capable of causing harm*. In fact, it turns out that most microbes are beneficial. These

experiments have led to the identification of specific mechanisms by which pathogens cause harm. For example, a specific toxin (poison) can be collected from a suspect bacterium, purified, and administered to a laboratory animal in its food. If the animal displays the predicted foodborne illness symptoms, the experiment lends credibility to the fact that the microbe is responsible for that illness. Knowing that a cause-and-effect relationship exists enables us to make a prediction. If the same set of circumstances occurs in the future, the same effect will result.

The Scientific Method

The term *scientifically* is used in commercials, “science” programs on TV, public meetings, and in many other situations. Is this term being used correctly? In most cases the answer is “no!” In most of these situations, the term *scientifically* is used to mean “precisely,” or with great accuracy. Science is a method that requires setting up a control group to which the experimental group is compared.

The scientific method involves an orderly, careful search for information. The method involves a continual checking and rechecking to see if previous conclusions are still supported by new evidence. If new evidence is not supportive, scientists discard or change their original ideas. Thus, scientific ideas undergo constant reevaluation, criticism, and modification as new discoveries are made. This can be very bewildering to the general public and can lead to people making comments such as, “Can’t they make up their minds?” or “That’s not what they said the last time.” The scientific method has several important components:

- Careful observation
- The construction and testing of hypotheses
- An openness to new information and ideas
- A willingness to submit one’s ideas to the scrutiny of others

The purpose of this method is to help scientists avoid making faulty assumptions and false claims. It is closely tied to the assumptions listed earlier and consists of several widely accepted steps (figure 1.2). However, scientists do not typically follow these steps from the first step (observation) to the last (communication). They take advantage of the work done by others and jump in and out of this series at various places.

Observation

Scientific inquiry begins with an observation. We make an **observation** when we use our senses (i.e., smell, sight, hearing, taste, touch) or an extension of our senses (e.g., microscope, sound recorder, X-ray machine, thermometer) to record an event.

However, there is a difference between a scientific observation and simple awareness. For example, you might hear a sound or see something without really observing it. You have probably seen a magician, an illusionist, or a mystic perform tricks, but do you really know what’s going on behind the

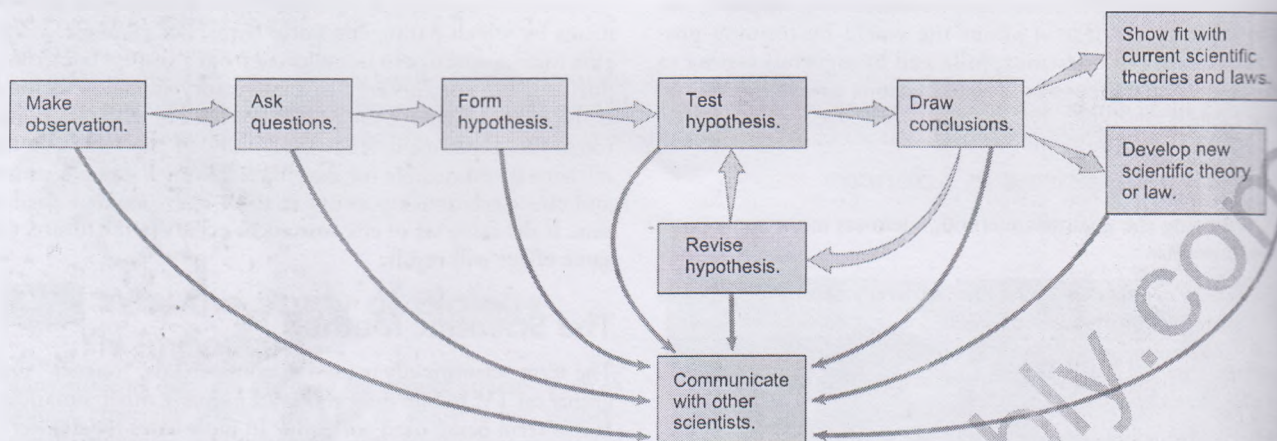


FIGURE 1.2 The Scientific Method

The scientific method is a way of thinking that involves making hypotheses about observations and testing the validity of the hypotheses. When hypotheses are disproved, they are revised and tested in their new form. Throughout the scientific process, people communicate their ideas. Scientific theories and laws develop as a result of people recognizing broad areas of agreement about how the world works. These laws and theories help people develop their approaches to scientific questions.



(a)



(b)

FIGURE 1.3 Observation

Careful observation is an important part of the scientific method. (a) This technician is making observations on the characteristics of soil and recording the results. (b) What is really going on here? What are you not observing?

scenes'? (figure 1.3) When scientists talk about their observations, they are referring to careful, thoughtful recognition of an event—not just casual notice. Scientists train themselves to improve their observational skills, because careful observation is important in all parts of the scientific method.

Questioning and Exploration

As scientists make observations, they begin to develop *questions*. How does this happen? What causes it to occur? When will it take place again? Can I control the event to my benefit? Forming questions is not as simple as it might seem.

because the way you ask questions determines how you answer them. A question that is too broad or too complex may be impossible to answer; therefore, a great deal of effort is put into asking the question in the right way. In some situations, this is the most time-consuming part of the scientific method; asking the right question is critical to how you look for answers.

Let's say that you have observed a cat catch, kill, and eat a mouse. You could ask several kinds of questions:

1a. What motivates a cat to hunt?	1b. Do cats hunt more when they are hungry?
2a. Why did the cat kill the mouse?	2b. Is the killing behavior of the cat instinctive or learned?
3a. Did the cat like the taste of the mouse?	3b. If given a choice between mice and canned cat food, which would cats choose?

Although questions 1a, 2a, and 3a are good questions, it would be very difficult to design an experiment to evaluate them. On the other hand questions 1b, 2b, and 3b lend themselves to experiment. The behavior of hungry and recently fed cats could be compared. The behavior of mature cats that have not had an opportunity to interact with live mice could be compared to that of mature cats who had accompanied their mothers as they hunted and killed mice. Cats could be offered a choice between a mouse and canned cat food and their choices could be recorded (figure 1.4).

Once a decision has been made about what question to ask, scientists *explore other sources of knowledge* to gain more information. Perhaps the question has already been answered by someone else. Perhaps several possible answers have already been rejected. Knowing what others have already done can save time and energy. This process usually involves reading appropriate science publications, exploring information on the Internet, and contacting fellow scientists interested in the same field of study. After exploring these sources of information, a decision is made about whether to continue to consider the question. If the scientist is still intrigued by the question, he or she constructs a formal hypothesis and continues the process of inquiry at a different level.

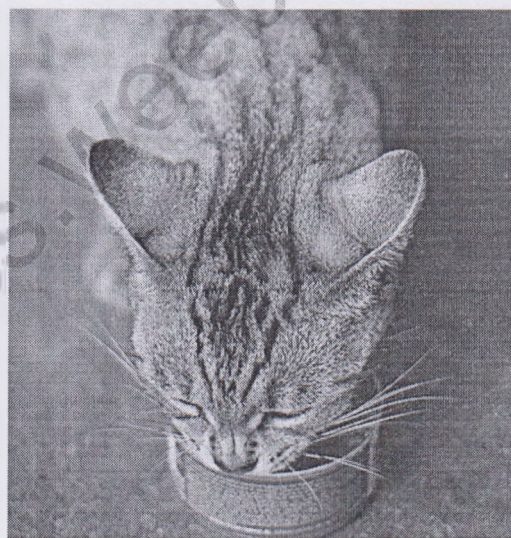
Constructing Hypotheses

A hypothesis is a statement that provides a possible answer to a question or an explanation for an observation that can be tested. A good hypothesis must have the following characteristics:

- (1) It must be logical.
- (2) It must account for all the relevant information currently available.
- (3) It must allow one to predict future events relating to the question being asked.
- (4) It must be testable.



Do cats hunt more when they are hungry?



If given a choice between mice and cat food, which would cats choose?

FIGURE 1.4 Questioning

The scientific method involves forming questions about what you observe.

- (5) Furthermore, if one has a choice of several hypotheses, one should use the simplest one with the fewest assumptions.

Just as deciding which questions to ask is often difficult, forming a hypothesis requires much critical thought and mental exploration.

Testing Hypotheses

Scientists test a hypothesis to see if it is supported or disproved. If they disprove the hypothesis, they reject it and must construct a new hypothesis. However, if they cannot disprove a hypothesis, they are more confident in the *validity* (able to be justified; on target) of the hypothesis, even though they have not proven it true in all cases and for all time. Science always allows for the questioning of ideas and the substitution of new explanations as new information is obtained. As

new information is obtained, an alternative hypothesis may become apparent and may explain the situation better than the original hypothesis. It is also possible, however, that the scientists have not made the appropriate observations to indicate that the hypothesis is wrong.

The test of a hypothesis can take several forms.

(1) Collecting relevant information

In some cases collecting relevant information that already exists may be an adequate test of a hypothesis. For example, suppose you visited a cemetery and observed, from reading the tombstones, that an unusually large number of people of various ages died in the same year. You could hypothesize that an epidemic of disease or a natural disaster caused the deaths. To test this hypothesis, you could consult historical newspaper accounts for that year.

(2) Making additional observations

Often making additional observations may be all that is necessary to test a hypothesis. For example, suppose you hypothesized that a certain species of bird uses holes in trees as places to build nests. You could observe several birds of the species and record the kinds of nests they build and where they build them.

(3) Devising an experiment

A common method for testing a hypothesis involves devising an experiment. An experiment is a re-creation of an event or occurrence in a way that enables a scientist to support or disprove a hypothesis. In every experiment, the scientist tries to identify if there is a relationship between two events. This can be difficult, because a particular event may involve many separate factors, called variables. For example when a bird sings many activities of its nervous and muscular systems are involved. It is also stimulated by a wide variety of environmental factors. Understanding the variables involved in bird song production might seem an impossible task. To help unclutter such a situation, scientists break it up into a series of simple questions and use a *controlled experiment* to answer each question.

A *controlled experiment* allows scientists to construct a situation so that only one variable is present. A typical controlled experiment includes two groups: one group in which the variable is manipulated in a particular way and one group in which there is no manipulation. The group in which there is no manipulation of the variable is called the *control group*; the other group is called the *experimental group*.

The situation involving bird song production would have to be broken down into a large number of simple questions, such as the following:

- Do both males and females sing?
- Do they sing during all parts of the year?
- Is the song the same in all cases?
- Do some birds sing more than others?
- What parts of their body are used to produce the song?
- What situations cause birds to start or stop singing?

Each question would provide the basis for the construction of a hypothesis, which could be tested by an experiment. Each experiment would provide information about a small part of the total process of bird song production. For example, in order to test the hypothesis that male sex hormones produced by the testes are involved in stimulating male birds to sing, an experiment could be performed in which one group of male birds had their testes removed (the experimental group) but the control group was allowed to develop normally.

The presence or absence of testes would be manipulated by the scientist in the experiment and would be the *independent variable*. The singing behavior of the males would be the *dependent variable*, because, if sex hormones are important, the singing behavior observed will change, depending on whether the males have testes or not (the independent variable). In an experiment, there should be only one independent variable, and the dependent variable is expected to change as a direct result of the manipulation of the independent variable. After the experiment, the new data (facts) gathered would be analyzed. If there were no differences in singing between the two groups, scientists could conclude that the independent variable (presence or absence of testes) evidently did not have a cause-and-effect relationship with the dependent variable (singing). However, if there were a difference, it would be likely that the independent variable caused the difference between the control and experimental groups. In the case of songbirds, removal of the testes does change their singing behavior.

Scientists draw their most *reliable* (trustworthy) conclusions from multiple experiments. This is because random events having nothing to do with the experiment may have altered one set of results and suggest a cause-and-effect relationship when none actually exists. For example, if the experimental group of birds became ill with bird flu, they would not sing. Scientists use several strategies to avoid the effects of random events in their experiments; including using large numbers of animals in experiments and having other scientists repeat their experiments at other locations. With these strategies, it is less likely that random events will lead to false conclusions.



Scientists must try to make sure that an additional variable is not accidentally introduced into experiments. For example, the operation necessary to remove the testes of male birds might cause illness or discomfort in some birds, resulting in less singing. A way to overcome this difficulty would be to subject all the birds to the same surgery but to remove the testes of only half of them. (The control birds would still have their testes.) The results of an experiment are only scientifically convincing when there is just one variable, when the experiment has been repeated many times, and when the results for all experiments are the same.

During experimentation, scientists learn new information and formulate new questions, which can lead to even more experiments. One good experiment can result in many new questions and experiments. For example, the discovery of the structure of the DNA molecule by James D. Watson and Francis W. Crick (1953), resulted in thousands of experiments and stimulated the development of the entire field of molecular biology (figure 1.5).

As the processes of questioning and experimentation continue, it often happens that new evidence continually and consistently supports the original hypothesis and other closely related hypotheses. When the scientific community sees how these hypotheses and facts fit together into a broad pattern, they come together to write a scientific theory or law.

The Development of Theories and Laws

As observations are made and hypotheses are tested, a pattern may emerge that leads to a general conclusion. This process of developing general principles from the examination of many sets of specific facts is called *inductive reasoning*, or *induction*. For example, when people examine hundreds of

species of birds, they observe that all kinds lay eggs. From these observations, they may develop the principle that laying eggs is a fundamental characteristic of birds, without examining every species of bird.

Once such a principle is established, it can be used to predict additional observations in nature. The process of using general principles to predict the specific facts of a situation is called *deductive reasoning*, or *deduction*. For example, after the general principle that birds lay eggs is established, one might deduce that a newly discovered species of bird also lays eggs. In the process of science, both induction and deduction are important thinking processes used to increase our understanding of the nature of our world and to formulate scientific theories and laws.

You have probably heard people say "I have a theory" about such-and-such an event. However, scientists would say you have a *guess* or a *suspicion* about what is going on, not a theory. When scientists use the term *theory*, they mean something very different. A scientific theory is a widely accepted, plausible, general statement about fundamental concepts in science that explain *why* things happen. An example of a biological theory is the germ theory of disease. This theory states that certain diseases, called *infectious* diseases, are caused by living microorganisms that are capable of being transmitted from one person to another. When these microorganisms reproduce within a person and the populations of microorganisms increase, they cause disease. As you can see, this is a very broad statement, which is the result of years of observation, questioning, experimentation, and data analysis. The germ theory of disease provides a broad overview of the nature of infectious diseases and methods for their control. However, we also recognize that each kind of microorganism has particular characteristics, which determine the kind of disease condition it causes and the appropriate methods of treatment. Furthermore, we recognize that there are many diseases that are not caused by microorganisms, such as genetic diseases.

Theories are different from hypotheses. A hypothesis provides a possible explanation for a specific question; a theory is a broad concept that shapes how scientists look at the world and how they frame their hypotheses. For example, when a new disease is encountered, one of the first questions asked is "What causes this disease?" A hypothesis might be constructed, which states, "The disease is caused by a microorganism." This is a logical hypothesis, because it is consistent with the general theory that many kinds of diseases are caused by microorganisms (the germ theory of disease).

Because theories are broad, unifying statements, there are few of them. However, just because theories exist does not mean that testing stops. As scientists continue to gain new information, they may find exceptions to a theory or, rarely, disprove a theory.

A scientific law is a uniform or constant fact of nature that describes *what* happens in nature. An example of a biological law is the biogenetic law, which states that all living things come from preexisting living things. Although



FIGURE 1.5 One Discovery Leads to Others

The discovery of the structure of the DNA molecule was followed by much research into how the molecule codes information, how it makes copies of itself, and how the information is put into action.

laws describe what happens and theories describe why things happen, there is one way in which laws and theories are similar. Both laws and theories have been examined repeatedly and are regarded as excellent predictors of how nature behaves.

Communication

One central characteristic of the scientific method is the importance of communication among colleagues. For the most part, science is conducted out in the open, under the critical eyes of others who are interested in the same kinds of questions. An important part of the communication process involves the publication of articles in scientific journals about one's research, thoughts, and opinions. This communication can occur at any point during the process of scientific discovery.



FIGURE 1.6 Communication

One important way that scientists communicate is through publications in scientific journals.

Scientists may ask questions about unusual observations. They may publish preliminary results of incomplete experiments. They may publish reports that summarize large bodies of material. And they may publish strongly held opinions that are not supportable with current data. This provides other scientists with an opportunity to criticize, make suggestions, or agree (figure 1.6). Scientists attend conferences, where they can engage in dialog with colleagues. They also interact in informal ways by phone and the Internet. The result is that most of science is subjected to examination by many minds as it is discovered, discussed, and refined.

Table 1.1 summarizes the processes involved in the scientific method and gives an example of how scientific investigation proceeds from an initial question to the development of theories and laws.

1.2 CONCEPT REVIEW

3. What is the difference between simple correlation and a cause-and-effect relationship?
4. How does a hypothesis differ from a scientific theory or a scientific law?
5. List three objects or processes you use daily that are the result of scientific investigation.
6. The scientific method cannot be used to deny or prove the existence of God. Why?
7. What are controlled experiments? Why are they necessary to support a hypothesis?
8. List the parts of the scientific method.

1.3 Science, Nonscience, and Pseudoscience

Fundamental Attitudes in Science

As you can see from our discussion of the scientific method, a scientific approach to the world requires a certain way of thinking. A scientist is a healthy skeptic who separates facts from opinions (views based solely on personal judgment). Ideas are accepted because there is much supporting evidence from numerous studies, not because influential or famous people have strongly held opinions.

Careful attention to detail is also important. Because scientists publish their findings and their colleagues examine their work, they have a strong desire to produce careful work that can be easily defended. This does not mean that scientists do not speculate and state opinions. When they do, however, they take great care to clearly distinguish scientific facts from personal opinion.

There is also a strong ethic of honesty. Scientists are not saints, but the fact that science is conducted openly in front of one's peers tends to reduce the incidence of dishonesty. In addition, the scientific community strongly condemns and

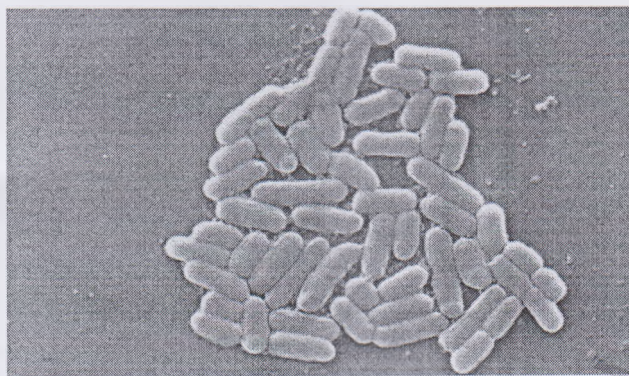
TABLE 1.1 The Nature of the Scientific Method

Component of Science Process	Description of Process	Example of the Process in Action
Make observations.	Recognize that something has happened and that it occurs repeatedly. (<i>Empirical evidence is gained from experience or observation.</i>)	Doctors observe that many of their patients who are suffering from tuberculosis fail to be cured by the use of the medicines (antibiotics) traditionally used to treat the disease.
Ask questions.	Ask questions about the observation, evaluate the questions, and keep the ones that will be answerable.	Have the drug companies modified the antibiotics? Are the patients failing to take the antibiotics as prescribed? Has the bacterium that causes tuberculosis changed?
Explore other sources of information.	Go to the library. Talk to others who are interested in the same problem. Communicate with other researchers to help determine if your question is a good one or if others have already answered it.	Read medical journals. Contact the Centers for Disease Control and Prevention. Consult experts in tuberculosis. Attend medical conventions. Contact drug companies and ask if their antibiotic formulation has been changed.
Form a hypothesis.	Pose a possible answer to your question. Be sure that it is testable and that it accounts for all the known information. Recognize that your hypothesis may be wrong.	Hypothesis: Tuberculosis patients who fail to be cured by standard antibiotics have tuberculosis caused by antibiotic-resistant populations of the bacterium <i>Mycobacterium tuberculosis</i> .
Test the hypothesis (experimentation).	Set up an experiment that will allow you to test your hypothesis using a control group and an experimental group. Be sure to collect and analyze the data carefully.	Set up an experiment in which samples of tuberculosis bacteria are collected from two groups of patients: those who are responding to antibiotic therapy and those who are not responding to antibiotic therapy. Grow the bacteria in the lab and subject them to the antibiotics normally used to see if the bacteria from these two groups of patients respond differently. Experiments consistently show that the patients who are not recovering have strains of bacteria that are resistant to the antibiotic being used.
Find agreement with existing scientific laws and theories or construct new laws or theories.	If your findings are seen to fit with current information, the scientific community will recognize them as being consistent with current scientific laws and theories. In rare instances, a new theory or law may develop as a result of research.	Your results are consistent with the following laws and theories: <ul style="list-style-type: none"> • Mendel's laws of heredity state that characteristics are passed from parent to offspring. • The theory of natural selection predicts that, when populations of <i>Mycobacterium tuberculosis</i> are subjected to antibiotics, the bacteria that survive will pass on their ability to survive exposure to antibiotics to the next generation and that the next generation will have a higher incidence of these characteristics.
Form a conclusion and communicate it.	You arrive at a conclusion. Throughout the process, communicate with other scientists by both informal conversation and formal publications.	You conclude that the antibiotics are ineffective because the bacteria are resistant to the antibiotics. You write a scientific article describing the experiment and your conclusions.


severely penalizes those who steal the ideas of others, perform shoddy science, or falsify data. Any of these infractions can lead to the loss of one's job and reputation.

Theoretical and Applied Science

The scientific method has helped us understand and control many aspects of our natural world. Some information is extremely important in understanding the structure and functioning of things in nature but at first glance appears to have little practical value. For example, the discovery of the structure of deoxyribonucleic acid (DNA) answered a fundamental question about the nature of genetic material. Many



(a)



(b)

FIGURE 1.7 Genetic Engineering

Genetic engineers have modified the genetic code of bacteria, such as *Escherichia coli*, commonly found in the colon (a) to produce useful products, such as vitamins, protein, and antibiotics. The bacteria can be cultured in vats, where the genetically modified bacteria manufacture their products (b). The products can be extracted from the mixture in the vat.





FIGURE 1.8 Louis Pasteur and Pasteurized Milk

Louis Pasteur (1822–1895) performed many experiments while he studied the question of the origin of life, one of which led directly to the food-preservation method now known as pasteurization.

people asked why such research would be done or funded by their taxes. However, as individuals began to use this new knowledge, they developed many practical applications for it. For example, scientists known as *genetic engineers* have altered the chemical code system of microorganisms, in order to produce many new drugs, such as antibiotics, hormones, and enzymes. To do this, genetic engineers needed information from the basic, theoretical sciences of microbiology, molecular biology, and genetics (figure 1.7).

Another example of how fundamental research can lead to practical application is the work of Louis Pasteur (1822–1895), a French chemist and microbiologist. Pasteur was interested in the highly theoretical question, “Could life be generated from nonliving material?” Much of his theoretical work led to practical applications in disease control. His theory that microorganisms cause diseases and decay led to the development of vaccinations against rabies and the development of pasteurization for the preservation of foods (figure 1.8).

Science and Nonscience

Both scientists and nonscientists seek to gain information and improve understanding in their fields of study. The differences between science and nonscience are based on the assumptions and methods used to gather and organize information and, most important, the way the assumptions are tested. The difference between a scientist and a nonscientist is that a scientist continually challenges and tests principles and assumptions to determine cause-and-effect relationships. A nonscientist may not be able to do so or may not believe that this is important. For example, a historian may have the opinion that, if President Lincoln had not appointed Ulysses S. Grant to be a general in the Union Army, the Confederate States of America would have won the Civil War. Although there can be considerable argument about the topic, there is no way that it can be tested. Therefore, such speculation about historical events is not scientific. This does not mean that

history is not a respectable field of study, only that it is not science. Historians simply use the standards of critical thinking that are appropriate to their field of study and that can provide insights into the role military leadership plays in the outcome of conflicts.

Once you understand the scientific method, you won't have any trouble identifying astronomy, chemistry, physics, geology, and biology as sciences. But what about economics, sociology, anthropology, history, philosophy, and literature? All of these fields may make use of certain central ideas that are derived in a logical way, but they are also nonscientific in some ways. Some things are beyond science and cannot be approached using the scientific method. Art, literature, theology, and philosophy are rarely thought of as sciences. They are concerned with beauty, human emotion, and speculative thought, rather than with facts and verifiable laws.

Many fields of study have both scientific and nonscientific aspects. For example, the styles of clothing people wear are often shaped by the artistic creativity of designers and shrewd marketing by retailers. Originally, animal hides, wool, cotton, and flax were the only materials available, and the color choices were limited to the natural colors of the material or dyes extracted from nature. Scientific discoveries led to the development of synthetic fabrics and dyes, machines to construct clothing, and new kinds of fasteners that allowed for new styles and colors (figure 1.9).

Similarly, economists use mathematical models and established economic laws to make predictions about future economic conditions. However, the reliability of predictions is a central criterion of science, so the regular occurrence of unpredicted economic changes indicates that economics is far from scientific. Many aspects of anthropology and sociology are scientific, but

they cannot be considered true sciences, because many of the generalizations in these fields cannot be tested by repeated experimentation. They also do not show a significantly high degree of cause-and-effect, or they have poor predictive value.

Pseudoscience

Pseudoscience (*pseudo* = false) is a deceptive practice that uses the appearance or language of science to convince, confuse, or mislead people into thinking that something has scientific validity. When pseudoscientific claims are closely examined, they are not found to be supported by unbiased tests.

For example, nutrition is a respectable scientific field; however, many individuals and organizations make unfounded claims about their products and diets (figure 1.10). Because of nutritional research, we all know that we must obtain certain nutrients, such as amino acids, vitamins, and minerals, from the food we eat or we may become ill. However, in most cases, it has not been demonstrated that the nutritional supplements so vigorously advertised are as useful or desirable as claimed. Rather, the advertisements select bits of scientific information about the fact that amino acids, vitamins, and minerals are essential to good health and then use this information to create the feeling that nutritional supplements are necessary or can improve health. In reality, the average person eating a varied diet can obtain all these nutrients in adequate amounts.

Another related example involves the labeling of products as organic or natural. Marketers imply that organic or natural




FIGURE 1.9 Science and Culture

Although the design of clothing is not a scientific enterprise, scientific discoveries have altered the choices available.

(a) Originally, clothing could be made only from natural materials with simple construction methods. (b) The discovery of synthetic fabrics and dyes and the invention of specialized fasteners resulted in increased variety and specialization of clothing.



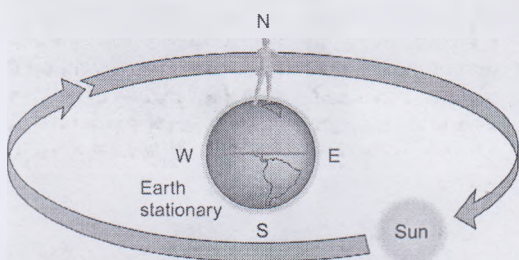
FIGURE 1.10 Pseudoscience—"Nine out of 10 Doctors Surveyed Recommend Brand X"

Pseudoscience is designed to mislead. There are several ways in which this image and the statement can be misleading. You can ask yourself two questions. First, is the person in the white coat a physician? Second, how many doctors were asked for a recommendation and how were they selected? If only 10 doctors were asked, the sample size was too small. Perhaps the doctors who participated were selected to obtain the desired outcome. Finally, the doctors could have been surveyed in such a way as to obtain the desired answer, such as "Would you recommend Brand X over Dr. Pete's snake oil?"

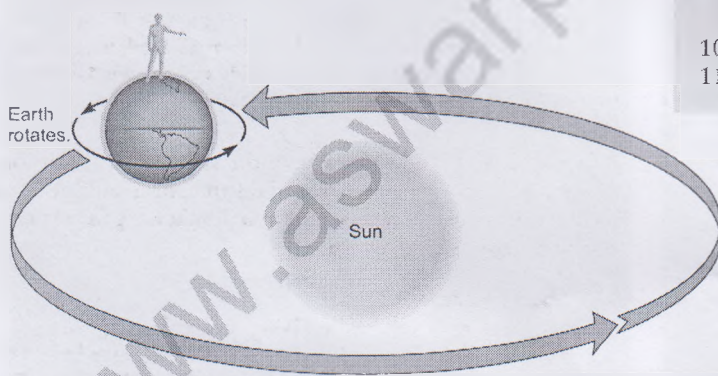
products have greater nutritive value because they are organically grown (grown without pesticides or synthetic fertilizers) or because they come from nature. Although there are questions about the health effects of trace amounts of pesticides in foods, no scientific study has shown that a diet of natural or organic products has any benefit over other diets. The poisons curare, strychnine, and nicotine are all organic molecules that are produced in nature by plants that can be grown organically, but we wouldn't want to include them in our diet.

The Limitations of Science

Science is a way of thinking that involves testing possible answers to questions. Therefore, the scientific method can be applied only to questions that have factual bases. Ethical, moral, and religious concerns are not scientific endeavors. Questions about such topics cannot be answered using the scientific method. What makes a painting great? What is the best type of music? Which wine is best? Is there a God? These questions are related to values, beliefs, and tastes; therefore, the scientific method cannot be used to answer them.



(a) Scientists thought that the Sun revolved around the Earth.



(b) We now know that the Earth rotates on its axis and revolves around the Sun.

FIGURE 1.11 Science Is Willing to Challenge Previous Beliefs

Science must always be aware that new discoveries may force a reinterpretation of previously held beliefs. (a) Early scientists thought that the Sun revolved around the Earth. This was certainly a reasonable theory at the time. People saw the Sun rise in the east and set in the west, and it looked as if the Sun moved through the sky. (b) Today, we know that the Earth revolves around the Sun and that the apparent motion of the Sun in the sky is caused by the Earth rotating on its axis.

Science is also limited by the ability of people to figure out how the natural world works. People are fallible and do not always come to the right conclusions because they lack information or misinterpret it. However, science is self-correcting and, as new information is gathered, old, incorrect ways of thinking are changed or discarded. For example, at one time scientists were sure that the Sun went around the Earth. They observed that the Sun rose in the east and traveled across the sky to set in the west. Because scientists could not feel the Earth moving, it seemed perfectly logical that the Sun traveled around the Earth. Once they understood that the Earth rotated on its axis, they began to realize that the rising and setting of the Sun could be explained in other ways. A completely new concept of the relationship between the Sun and the Earth developed (figure 1.11). Although this kind of study seems rather primitive to us today, this change in thinking about the relationship between the Sun and the Earth was a very important step forward in our understanding of the universe.

People need to understand that science cannot answer all the problems of our time. Although science is a powerful tool, there are many questions it cannot answer and many problems it cannot solve. Most of the problems societies face are generated by the behavior and desires of people. Famine, drug abuse, war, and pollution are human-caused and must be resolved by humans. Science provides some important tools for social planners, politicians, and ethical thinkers. However, science does not have, nor does it attempt to provide, all the answers to the problems of the human race. Science is merely one of the tools at our disposal.

1.3 CONCEPT REVIEW

9. What is the difference between science and nonscience?
10. How can you identify pseudoscience?
11. Why is political science not a science?

1.4 The Science of Biology

The science of biology is, broadly speaking, the study of living things. However, there are many specialty areas of biology, depending on the kind of organism studied or the goals a person has. Some biological studies are theoretical, such as establishing an evolutionary tree of life, understanding the significance of certain animal behaviors, or determining the biochemical steps involved in photosynthesis. Other fields of biology are practical—for example, medicine, crop science, plant breeding, and wildlife management. There is also just plain fun biology—fly-fishing for trout or scuba diving on a coral reef.

At the beginning of the chapter, we defined *biology* as the science that deals with life. But what distinguishes

living things from those that are not alive? You would think that a biology textbook could answer this question easily. However, this is more than just a theoretical question. In recent years, it has become necessary to construct legal definitions of *life*, especially of when it begins and ends. The legal definition of *death* is important, too, because it may determine whether a person will receive life insurance benefits or if body parts may be used in transplants. In the case of a heart transplant, the person donating the heart may be legally “dead” but the heart certainly isn’t. It is removed while it is still alive, even though the person is not. In other words, there are different kinds of death. There is death of the whole living unit and death of each cell within the living unit. A person actually “dies” before every cell has died. Death, then, is the absence of life, but that still doesn’t tell us what life is.

Similarly, there has been much controversy over the question of when life begins. Certainly, the egg and the sperm that participate in fertilization are both alive, as is the embryo that results. However, from a legal and moral perspective, the question of when an embryo is considered a separate living thing is a very different proposition.

What Makes Something Alive?

Living things have abilities and structures not found in things that were never living. The ability to interact with their surroundings to manipulate energy and matter is unique to living things. **Energy** is the ability to do work or cause things to move. **Matter** is anything that has mass and takes up space. Developing an understanding of how living things modify matter and use energy will help you appreciate how living things differ from nonliving objects. Living things show five characteristics that nonliving things do not: (1) unique structural organization, (2) metabolic processes, (3) generative processes, (4) responsive processes, and (5) control processes. It is important to recognize that, although these characteristics are typical of all living things, they may not all be present in each organism at every point in time. For example, some individuals may reproduce or grow only at certain times. This section briefly introduces these basic characteristics of living things, which will be expanded on in the rest of the text.

Unique Structural Organization

The unique structural organization of living things can be seen at the molecular, cellular, and organism levels. Molecules such as DNA and proteins are produced by living things and are unique to each kind of living thing. Cells are the fundamental structural units of all living things. Cells have an outer limiting membrane and several kinds of internal structures. Each structure has specific functions. Some living things, such as people, consist of trillions of cells, whereas others, such as bacteria and yeasts, consist of only one cell. Nonliving materials, such as rocks, water, and gases, do not have a cellular structure.

An organism is any living thing that is capable of functioning independently, whether it consists of a single cell or a complex group of interacting cells (figure 1.12). Each kind of organism has specific structural characteristics, which it

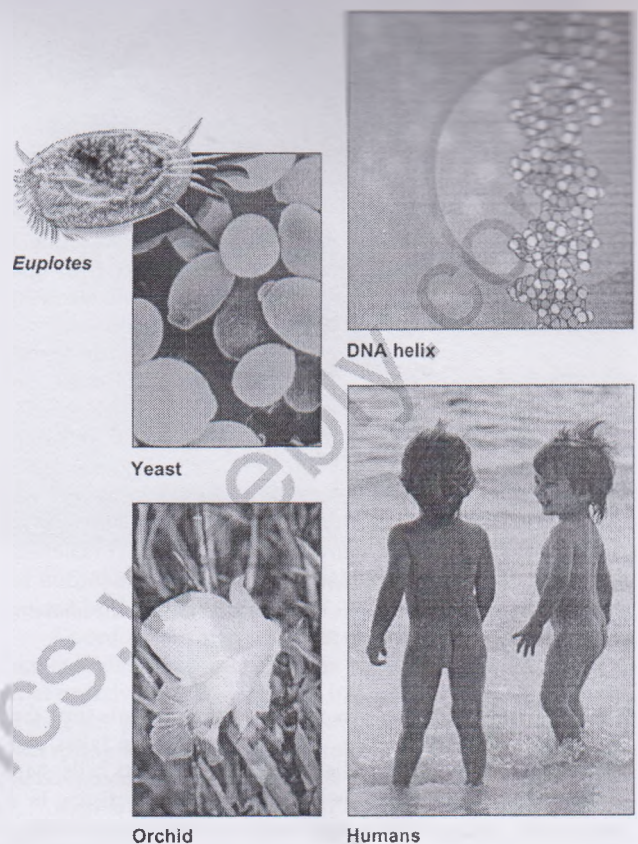


FIGURE 1.12 Structural Organization

Each organism, whether it is simple or complex, independently carries on metabolic, generative, responsive, and control processes. It also contains special molecules, a cellular structure, and other structural components. DNA is a molecule unique to living things. Some organisms, such as yeast or the protozoan *Euplotes*, consist of single cells, whereas others, such as orchids and humans, consist of many cells organized into complex structures.

shares with all other organisms of the same kind. You recognize an African elephant, a redwood tree, or a sunflower as having certain characteristics, although other organisms may not be as easy to distinguish.

Metabolic Processes

All the chemical reactions involving molecules required for a cell to grow, reproduce and make repairs are referred to as its **metabolism**. Metabolic properties keep a cell alive. The energy that organisms use is stored in the chemical bonds of complex molecules. Even though different kinds of organisms have different ways of metabolizing nutrients or food, we are usually talking about three main activities: taking in nutrients, processing them, and eliminating wastes.

Energy is expended when living things take in nutrients (raw materials) from their environment (figure 1.13). Many animals take in these materials by eating other organisms.




FIGURE 1.13 Metabolism

The metabolic processes of this hummingbird include the intake of nutrients in the form of nectar from flowers.

Microorganisms and plants absorb raw materials into their cells to maintain their lives. Nutrient processing takes place once the nutrients are inside the organism or its cells. Most animals have organs that assist in processing nutrients. In all organisms, once inside cells, nutrients enter a network of chemical reactions. These reactions process the nutrients to manufacture new parts, make repairs, reproduce, and provide energy for essential activities. Waste elimination occurs because not all materials entering a living thing are valuable to it. Some portions of nutrients are useless or even harmful, and organisms eliminate these portions as waste. Metabolic processes also produce unusable heat energy, which can be considered a waste product. Microorganisms, plants, and many tiny animals eliminate useless or harmful materials through their cell surfaces, but more complex animals have special structures for getting rid of these materials.

Generative Processes

Generative processes are activities that result in an increase in the size of an organism—*growth*—or an increase in the number of individuals in a population—*reproduction* (figure 1.14). Growth and reproduction are directly related to metabolism, because neither can occur without gaining and processing nutrients.

During growth, living things add to their structure, repair parts, and store nutrients for later use. In large organisms, growth usually involves an increase in the number of cells present.

Reproduction is also an essential characteristic of living things. Because all organisms eventually die, life would cease to exist without reproduction. Organisms can reproduce in two basic ways. Some reproduce by *sexual reproduction*, in which two individuals each contribute sex cells, which leads to the creation of a new, unique organism. *Asexual reproduction* (without sex) occurs when an organism makes identical

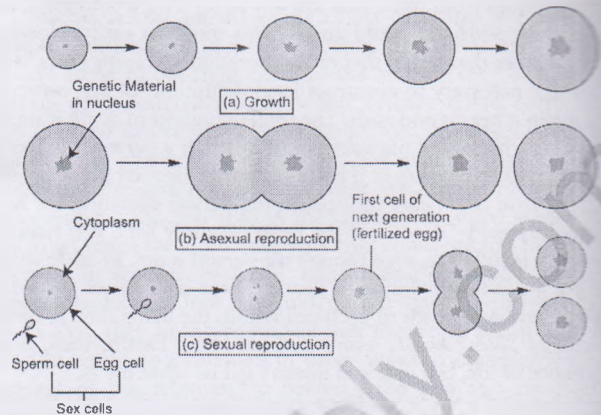


FIGURE 1.14 Generative Processes

Generative processes as they relate to cells.

copies of itself. Many kinds of plants and animals reproduce asexually when a part of the organism breaks off the parent organism and regenerates the missing parts.

Responsive Processes

Responsive processes allow organisms to react to changes in their surroundings in a meaningful way. There are three categories of responsive processes: *irritability*, *individual adaptation*, and *evolution*, which is also known as *adaptation of populations*.

Irritability is an individual's ability to recognize that something in its surroundings has changed (a stimulus) and respond rapidly to it, such as your response to a loud noise, beautiful sunset, or bad smell. The response occurs only in the individual receiving the stimulus, and the reaction is rapid, because there are structures and processes already in place that receive the stimulus and cause the response. One-celled organisms, such as protozoa and bacteria, can sense and orient to light. Many plants orient their leaves to follow the sun. Animals use sense organs, nerves, and muscles to monitor and respond to changes in their environment.

Individual adaptation also results from an organism's reaction to a stimulus, but it is slower than an irritability response, because it requires growth or some other fundamental change in an organism. For example, during the summer the varying hare has brown fur. However, the shortening days of autumn cause the genes responsible for the production of brown pigment to be "turned off" and new, white hair grows (figure 1.15). Plants also show individual adaptation to changing day length. Lengthening days stimulate the production of flowers and shortening days result in falling leaves. Similarly, your body will adapt to lower oxygen levels by producing more oxygen-carrying red blood cells. Many athletes like to train at high elevations because the increased number of red blood cells resulting from exposure to low oxygen levels delivers more oxygen to their muscles.

Evolution involves genetic changes in the characteristics displayed within a population. It is a slow change in the genetic makeup of a *population* of organisms over many generations.



Summer coat



Winter coat

FIGURE 1.15 Individual Adaptation

The change in coat color of this varying hare is a response to changing environmental conditions.

Evolution enables a species (a population of a specific kind of organism) to adapt to long-term changes in its environment (figure 1.16). For example, between about 1.8 million and 11,000 years ago, the climate was cold and large continental glaciers covered northern Europe and North America. The plants and animals were adapted to these conditions. As the climate slowly warmed over the last 11,000 years, many of these species went extinct, whereas others adapted and continue in a modified form. For example, mammoths and mastodons were unable to adapt to the changing environment and became extinct, but some species, such as moose, elk, and



wolves, were able to adapt to a warming environment and still exist today. Similarly, the development of the human brain and its ability to reason allowed our prehuman ancestors to craft and use tools. Their use of tools allowed them to survive and succeed in a great variety of environmental conditions.

Control Processes

Control processes are mechanisms that ensure an organism will carry out all metabolic activities in the proper sequence (*coordination*) and at the proper rate (*regulation*).

Coordination occurs within an organism at several levels. At the metabolic level, all the chemical reactions of an organism are coordinated and linked together in specific pathways. The control of all the reactions ensures efficient, stepwise handling of the nutrients needed to maintain life. The molecules responsible for coordinating these metabolic reactions are known as *enzymes*. Enzymes are molecules, produced by organisms, that are able to control the rate at which life's chemical reactions occur. Enzymes also regulate the amount of nutrients processed into other forms. Enzymes will be discussed in detail in chapter 5.

Coordination also occurs at the organism level. When an insect walks, the muscles of its six legs are coordinated, so that orderly movement results. In plants, regulatory chemicals assure the proper sequence of events that result in growth in the spring and early summer, followed by flowering and the development of fruit later in the year.

Regulation involves altering the rate of processes. Many of the internal activities of an organism are interrelated and regulated, so that a constant internal environment is maintained. The process of maintaining a constant internal environment is called *homeostasis*. For example, when we begin to exercise we use up oxygen more rapidly, so the amount of oxygen in the blood falls. In order to maintain a constant internal environment, the body must obtain more oxygen. This requires more rapid contractions of the muscles that cause breathing and a more rapid and

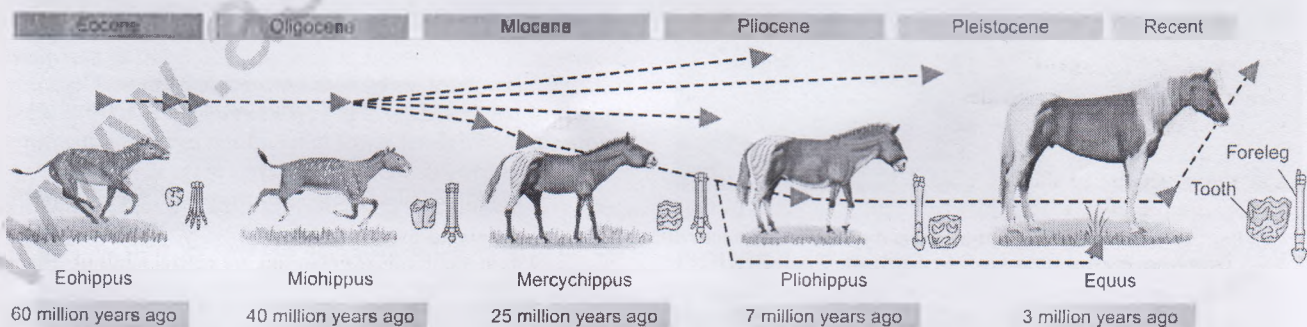


FIGURE 1.16 Evolution

A principle that all scientists work with is the fact that things change over time. We know that chemicals react to become other kinds of substances, mountains crumble, rivers change course, and organisms reproduce and die. Evolution is also a change, but one that takes generations of time and results in descendants with a different genetic makeup than their ancestors. This sequence shows five species that illustrate that body size, leg structure, and food habits changed over time in horses.

forceful pumping of the heart to get blood to the lungs. These activities must occur together at the right time and at the correct rate; when they do, the level of oxygen in the blood will remain normal while supporting the additional muscular activity (figure 1.17).

The Levels of Biological Organization and Emerging Properties

At this point you might be asking, "How can I possibly keep all this in my head?" Even biologists have difficulty keeping track of the vast amount of information being generated by researchers around the world. When you or biologists seek solutions to problems, it should be viewed at several levels at the same time. Doing this helps scientists create connections between different concepts. To be able to do this yourself, you must understand what these levels are. In order to help you, and biologists, conceptualize

the relationships that exist at these various levels, this information has been organized into table 1.2. Return to this table as you move through the text to jog your memory and regain your perspective should you get confused.

Scientists recognize these levels as a ladder of increasing complexity from atoms to biosphere, each displaying new properties not seen on the previous step. These never-before-seen features that result from




FIGURE 1.17 Control Process
Working the balance beam involves coordination of heart rate, breathing rate, and muscular activity in a controlled manner.

TABLE 1.2 Levels of Organization for Living Things

Level	Characteristics/Explanation	Example/Application
Biosphere	The worldwide ecosystem	Human activity affects the climate of the Earth. Global climate change and the hole in ozone layer are examples of human impacts on the biosphere.
Ecosystem	Communities (groups of populations) that interact with the physical world in a particular place	The Everglades ecosystem involves many kinds of organisms, the climate, and the flow of water to south Florida.
Community	Populations of different kinds of organisms that interact with one another in a particular place	The populations of trees, insects, birds, mammals, fungi, bacteria, and many other organisms interact in any location.
Population	A group of individual organisms of a particular kind	The human population currently consists of over 6 billion individuals. The current population of the California condor is about 220 individuals.
Organism	An independent living unit	Some organisms consist of many cells—you, a morel mushroom, a rose bush. Others are single cells—yeast, pneumonia bacterium, <i>Amoeba</i> .
Organ system	A group of organs that work together to perform a particular function	The circulatory system consists of a heart, arteries, veins, and capillaries, all of which are involved in moving blood from place to place.
Organ	A group of tissues that work together to perform a particular function	An eye contains nervous tissue, connective tissue, blood vessels, and pigmented tissues, all of which are involved in sight.
Tissue	Groups of cells that work together to perform particular functions	Blood, muscle cells, and the layers of the skin are all groups of cells and each performs a specific function.
Cell	The smallest unit that displays the characteristics of life	Some organisms are single cells. Within multicellular organisms are several kinds of cells—heart muscle cells, nerve cells, white blood cells.
Molecules	Specific arrangements of atoms	Living things consist of special kinds of molecules, such as proteins, carbohydrates, and DNA, as well as common molecules, such as water.
Atoms	The fundamental units of matter	There are about 100 different kinds of atoms such as hydrogen, oxygen, and nitrogen.

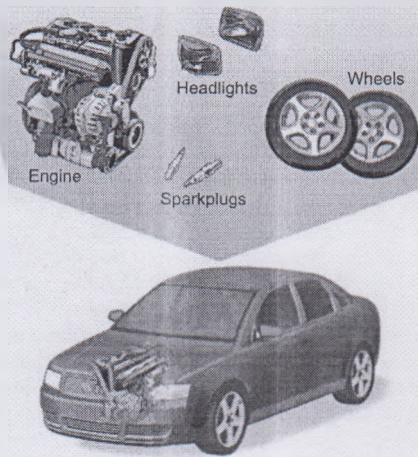


FIGURE 1.18 Emerging Properties

The properties you recognize as a car only become evident when the component parts are correctly assembled.

the interaction of simple components when they form much more complex substances are called **emergent properties** (figure 1.18). For example, when atoms on the first level interact to form molecules on the second level, new properties emerge that are displayed by the molecules (e.g., the ability to serve as genetic material). In turn, these molecules work together to form the parts of the next higher level, cells. Again, cells have a whole new set of emergent properties—all of life's characteristics. Continuing on, cells become organized into tissues; tissues into organs; organs into organ systems; and organ systems into organisms. All of these levels of organization exist within you as an individual.

These levels continue to provide you with a biological context for the world around you. Organisms are grouped into populations on the basis of where they live. Several populations are defined as a community. Now, the levels of organization start to include nonliving environmental characteristics, too. Communities and their environment form ecosystems. Several ecosystems form biomes and, finally, several biomes form the biosphere of our planet. As before, novel properties emerge as you rise through the chart. At the highest level, some scientists begin to view our planet as a type of living entity that has unique emergent properties not found at lower levels of organization.

The Significance of Biology in Our Lives

To a great extent, we owe our high standard of living to biological advances in two areas: food production and disease control. Plant and animal breeders have modified organisms to yield greater amounts of food than did older varieties. A good example is the changes that have occurred in corn. Corn, a kind of grass, produces its seeds on a cob. The original corn plant had very small cobs, which were perhaps only 3 or 4 centimeters long. Selective breeding has produced varieties of corn with much

larger cobs and more seeds per cob, increasing the yield greatly. In addition, plant breeders have created varieties, such as sweet corn and popcorn, with special characteristics. Similar improvements have occurred in wheat, rice, oats, other cereal grains and fruits (figure 1.19). The improvements in the plants, along with better farming practices (also brought about through biological experimentation), have greatly increased food production.

Animal breeders also have had great successes. The pig, chicken, and cow of today are much different animals from those available even 100 years ago. Chickens lay more eggs, beef cattle grow faster, and dairy cows give more milk. All these improvements increase the amount of food available and raise our standard of living.

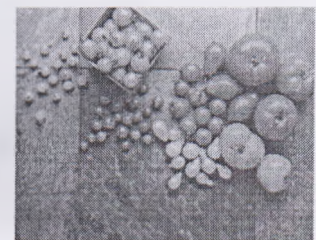
Biological research has also improved food production by developing controls for the disease organisms, pests, and weeds that reduce yields. Biologists must understand the nature of these harmful organisms to develop effective control methods.

There also has been fantastic progress in the area of human health. An understanding that diseases such as cholera, typhoid fever, and dysentery spread from one person to another through the water supply led to the development of treatment plants for sewage and drinking water. Recognizing that diseases such as botulism and salmonella spread through food led to guidelines for food preservation and preparation that greatly reduced the incidence of these diseases. Many other diseases, such as polio, whooping cough, measles, and mumps, can be prevented by vaccinations (How Science Works 1.1). Unfortunately, the vaccines have worked so well that some people no longer bother to get them. Furthermore, we have discovered that adults need to be revaccinated for some of

these diseases. Therefore, we see that some diseases, such as diphtheria, whooping cough, and chicken pox are reappearing among both children and adults.



(a)



(b)

FIGURE 1.19 Biological Research Improves Food Production

(a) One food that has seen a vast increase in production and variation is the tomato. Tomatoes (*Lycopersicon* sp.) originated on the western coast of South America in Peru. Wild tomato species have tiny fruits, and only the red ones are edible. (b) Over the centuries, selective breeding and biotechnology have resulted in the generation of hundreds of varieties of this vegetable.



HOW SCIENCE WORKS 1.1

Edward Jenner and the Control of Smallpox

Edward Jenner (1749–1823) was born in Berkeley, Gloucestershire, in western England. He wanted to become a doctor, so he became an apprentice to a local doctor. This was the typical training for physicians at that time. After his apprenticeship, he went to London and studied with an eminent surgeon. In 1773, he returned to Berkeley and practiced medicine there for the rest of his life.

At that time in Europe and Asia, smallpox was a common disease, which nearly everyone developed, usually early in life. Many children died of it, and many who survived were disfigured by scars. It was known that people who had had smallpox once were protected from future infection. If children were deliberately exposed to smallpox when they were otherwise healthy, a mild form of the disease often developed, and they were protected from future smallpox infections. Indeed, in the Middle East, people were deliberately infected by scratching material from the pocks of an infected person into their skin. This practice was introduced to England in 1717 by Lady Mary Wortley Montagu, the wife of the ambassador to Turkey. She had observed the practice of deliberate infection in Turkey and had had her own children inoculated. This practice had become common in England by the early 1700s, and Jenner carried out such deliberate inoculations as part of his practice. He also frequently came into contact with individuals who had smallpox, as well as people infected with cowpox—a mild disease similar to smallpox.

In 1796, Jenner introduced a safer way to protect against smallpox as a result of his 26-year study of cowpox and smallpox. Jenner had made two important *observations*. First, many milkmaids and other farmworkers developed a mild illness, with pocklike sores, after milking cows that had cowpox sores on their teats. Second, very few of those who had been infected with cowpox became sick with smallpox. He asked the question “Why don’t people who have had cowpox get

smallpox?” He developed the *hypothesis* that the mild disease caused by cowpox somehow protected them from the often fatal smallpox. This led him to perform an *experiment*. In his first experiment, he took puslike material from a sore on the hand of a milkmaid named Sarah Nelmes and rubbed it into small cuts on the arm of an 8-year-old boy named James Phipps. James developed the normal mild infection typical of cowpox and completely recovered. Subsequently, Jenner inoculated James with material from a smallpox patient. (Recall that this was a normal practice at the time.) James did not develop any disease. Jenner’s *conclusion* was that deliberate exposure to cowpox had protected James from smallpox. Eventually the word *vaccination* was used to describe the process. It was derived from the Latin words for cow (*vacca*) and cowpox disease (*vaccinae*) (box figure).

When these results became known, public reaction was mixed. Some people thought that vaccination was the work of the devil. However, many European rulers supported Jenner by encouraging their subjects to be vaccinated. Napoleon and the empress of Russia were very influential and, in the United States, Thomas Jefferson had some members of his family vaccinated. Many years later, following the development of the *germ theory of disease*, it was discovered that cowpox and smallpox are caused by viruses that are similar in structure. Exposure to the cowpox virus allows the body to develop immunity against both the cowpox virus and the smallpox virus. In the mid-1900s a slightly different virus was used to develop a vaccine against smallpox, which was used worldwide. In 1979, almost 200 years after Jenner developed his vaccination, the Centers for Disease Control and Prevention (CDC) in the United States and the World Health Organization (WHO) of the United Nations declared that smallpox had been eradicated.

The painting depicts Edward Jenner vaccinating James Phipps.



They have not been eliminated, and people who are not protected by vaccinations are still susceptible to them. By helping us understand how the human body works, biological research has led to the development of treatments that can control chronic diseases, such as diabetes, high blood pressure, and even some kinds of cancer. Unfortunately, all these advances in health contribute to another major biological problem: the increasing size of the human population.

The Consequences of Not Understanding Biological Principles

A lack of understanding biological principles, and the inability to distinguish between valid scientifically obtained facts and personal opinions, can have significant consequences. Some people practice “selective acceptance of scientific evidence.” They have “faith” in the health products and procedures that have



HOW SCIENCE WORKS 1.1 (continued)

Recommended Immunization Schedule United States, 2007

Vaccine/ Age	Birth	1 month	2 months	4 months	6 months	12 months	15 months	18 months	24 months	4-6 years	11-12 years	13-18 years	19-49 years	50-64 years	65 or older
Hep B (hepatitis B)	First	Second				Third			Hep B series if needed (3 doses)						
DTP: diphtheria, tetanus, pertussis (whooping cough)			First	Second	Third	Fourth				Fifth	Tetanus & diphtheria	1 dose tetanus every 10 years			
HIB (<i>Haemophilus influenzae</i> type B - influenza)			First	Second	Third	Fourth									
IPV (inactivated polio vaccine)			First	Second	Third					Fourth					
PCV (Pneumococcal conjugate - pneumonia)			First	Second	Third	Fourth			Additional vaccinations if high-risk			1-2 doses		1 dose	
MMR: Measles, mumps, rubella (German measles)						First				Second			1-2 doses	1 dose	
Varicella (chicken pox)						First				Second			2 doses		
Influenza (flu)					2 doses						If high risk				
MPSV4 (Meningococcal - viral meningitis)											1 or more doses if high-risk				
HPV (Human papilloma virus)											3 doses (female)				
Rotavirus			1 dose												
Source: Centers for Disease Control and Prevention															

Source: Centers for Disease Control and Prevention

Today, vaccinations (immunizations) are used to control many diseases that used to be common. Many of them were known as childhood diseases, because essentially all children got them. Today, they are rare in populations that are vaccinated. The

following chart shows the schedule of immunizations recommended by the Advisory Committee on Immunization Practices of the American Academy of Pediatrics and American Academy of Family Physicians.

resulted from "good science" (e.g., antibiotics, heart transplants) but don't "believe" or have "faith" in others (e.g., vaccinations, genetic engineering, stem cells).

Inability to See a Bigger Picture

There are some people who believe that you can get the flu by getting the vaccine in spite of scientific evidence to the contrary. While the vaccine may cause certain side effects

(problems that occur in addition to the desired healing effect), it does not contain any viruses capable of causing infection. These people (1) confuse the side effects with actual flu symptoms; (2) don't realize that the vaccine they received does not protect against other, related strains of influenza virus; or (3) may have already been infected before receiving the vaccine. In fact, by refusing to get vaccinated they jeopardize others in their community. By being vaccinated

and becoming immune to the virus, they serve as a barrier to the spread of the virus, helping to prevent others from becoming infected. If enough people become immune as the result of immunization, there is less chance that others will get the illness.

Lack of Understanding the Interconnectedness of Ecological Systems

At one time, it was thought that the protection of specific land areas would preserve endangered ecosystems. However, it is now recognized that many activities outside park and preserve boundaries are also important. For example, although Everglades National Park in Florida has been well managed by the National Park Service, this ecosystem is experiencing significant destruction. Commercial and agricultural development adjacent to the park has caused groundwater levels in the Everglades to drop so low that the park's very existence is threatened. Fertilizer has entered the park from surrounding farmland and has encouraged the growth of plants that change the nature of the ecosystem. In 2000, Congress authorized the expenditure of \$1.4 billion to begin to implement a plan that will address the problems of water flow and pollution. The major goals are to reduce the amount of nutrients entering from farms and to increase the flow of water to the Everglades from Lake Okeechobee to the north.

The Damage Caused by Exotic Species

In North America, the introduction of exotic (foreign) species of plants and animals has had disastrous consequences in a number of cases (figure 1.20). Both the American chestnut and the American elm have been nearly eliminated by diseases that were introduced by accident. Another accidental introduction, the zebra mussel, has greatly altered freshwater lakes and rivers in the central and eastern parts of the United States. They filter tiny organisms from the water and deprive native organisms of this food source. In addition, they attach themselves to native mussels, often causing their death.

Other organisms have been introduced on purpose because of shortsightedness or a lack of understanding about biology. The European starling and the English (house) sparrow were both introduced into this country by people who thought they were doing good. Both of these birds have multiplied greatly and have displaced some native birds. Many people want to have exotic animals as pets. When these animals escape or are intentionally released, they can become established in local ecosystems and endanger native organisms. For example, Burmese pythons are commonly kept as pets. Today, they are common in the Everglades and kill and eat native species. Large pythons have even been observed attacking alligators. The introduction of exotic plants has also caused problems. At one time, people were encouraged to plant a shrub known as autumn olive as a wildlife food. The plant produces many small fruits, which are readily eaten



Starling



Zebra Mussels

FIGURE 1.20 Exotic Animals

Exotic organisms such as starlings and zebra mussels have altered natural ecosystems by replacing native species.

by many kinds of birds and mammals. However, because the animals eat the fruits and defecate the seeds everywhere, autumn olive spreads rapidly. Today, it is recognized as an invasive plant needing to be controlled.

Ethical Concerns

Advances in technology and our understanding of human biology have presented us with difficult ethical issues, which we have not been able to resolve satisfactorily. Major advances in health care have prolonged the lives of people who would have died if they had lived a generation earlier. Many of the techniques and machines that allow us to preserve and extend life are extremely expensive and are therefore unavailable to most citizens of the world. Many people lack even the most basic health care, while people in the rich

nations of the world spend millions of dollars to have cosmetic surgery and to keep comatose patients alive with the assistance of machines.

Future Directions in Biology

Where do we go from here? Although the science of biology has made major advances, many problems remain to be solved. For example, scientists are seeking major advances in the control of the human population, and there is a continued interest in the development of more efficient methods of producing food.

One area that will receive more attention in the next few years is ecology. Climate change, pollution, and the destruction of natural ecosystems to feed a rapidly increasing human population are severe problems. We face two tasks: The first is to improve technology and our understanding about how things work in our biological world; the second, and probably the more difficult, is to educate people that their actions determine the kind of world in which future generations will live.

Another area that will receive much attention in the next few years is the relationship between genetic information and such diseases as Alzheimer's disease, stroke, arthritis, and cancer. These and many other diseases are caused by abnormal body chemistry, which is the result of hereditary characteristics. Curing hereditary diseases is a big job. It requires a thorough understanding of genetics and the manipulation of hereditary information in all of the trillions of cells of the organism.

It is the intent of science to learn what is going on by gathering facts objectively and identifying the most logical courses of action. It is also the role of science to identify cause-and-effect relationships and note their predictive value in ways that will improve the environment for all forms of life—including us. Scientists should also make suggestions to politicians and other policy makers about which courses of action are the most logical from a scientific point of view.

1.4 CONCEPT REVIEW

12. Describe three advances that have occurred as a result of biology.
13. List three mistakes that could have been avoided had we known more about living things.
14. What is biology?
15. List five characteristics of living things.
16. What is the difference between regulation and coordination?

Summary

The science of biology is the study of living things and how they interact with their surroundings. Science can be distinguished from nonscience by the kinds of laws and rules that

are constructed to unify the body of knowledge. Science involves the continuous testing of rules and principles by the collection of new facts. In science, these rules are usually arrived at by using the scientific method—observation, questioning, the exploration of resources, hypothesis formation, and the testing of hypotheses. When general patterns are recognized, theories and laws are formulated. If a rule is not testable, or if no rule is used, it is not science. Pseudoscience uses scientific appearances to mislead.

Living things show the characteristics of (1) a unique structural organization, (2) metabolic processes, (3) generative processes, (4) responsive processes, and (5) control processes. Biology has been responsible for major advances in food production and health. The incorrect application of biological principles has sometimes led to the destruction of useful organisms and the introduction of harmful ones. Many biological advances have led to ethical dilemmas, which have not been resolved. In the future, biologists will study many things. Two areas that are certain to receive attention are ecology and the relationship between heredity and disease.

Key Terms

Use the interactive flash cards on the *Concepts in Biology*, 14/e website to help you learn the meaning of these terms.

- | | |
|-----------------------------------|-----------------------------------|
| atoms 16 | inductive reasoning (induction) 7 |
| biology 2 | matter 13 |
| biosphere 16 | metabolism 13 |
| cells 13 | molecules 16 |
| community 16 | nutrients 13 |
| control group 6 | observation 3 |
| control processes 15 | organ 16 |
| controlled experiment 6 | organ system 16 |
| deductive reasoning (deduction) 7 | organism 13 |
| dependent variable 6 | population 16 |
| ecosystem 16 | pseudoscience 11 |
| emergent properties 17 | responsive processes 14 |
| energy 13 | science 2 |
| enzymes 15 | scientific law 7 |
| experiment 6 | scientific method 3 |
| experimental group 6 | theory 7 |
| generative processes 14 | tissue 16 |
| homeostasis 15 | unique structural organization 13 |
| hypothesis 5 | variables 6 |
| independent variable 6 | |

Basic Review

- Which one of the following distinguishes science from nonscience?
 - the collection of information
 - the testing of a hypothesis
 - the acceptance of the advice of experts
 - information that never changes
- A hypothesis must account for all available information, be logical, and be _____.
 - a guess as to why things occur.
 - always correct.
 - a broad statement that ties together many facts.
 - easily changed.
- Pseudoscience is the use of the appearance of science to _____.
 - it does not have theories.
 - it does not use facts.
 - many economic predictions do not come true.
 - economists do not form hypotheses.
- Economics is not considered a science because
 - it does not have theories.
 - it does not use facts.
 - many economic predictions do not come true.
 - economists do not form hypotheses.
- Reproduction is
 - a generative process.
 - a responsive process.
 - a control process.
 - a metabolic process.
- The smallest independent living unit is the _____.
 - a generative process.
 - a responsive process.
 - a control process.
 - a metabolic process.
- The smallest unit that displays characteristics of life is the _____.
 - a generative process.
 - a responsive process.
 - a control process.
 - a metabolic process.
- An understanding of the principles of biology will prevent policy makers from making mistakes. (T/F)
 - a generative process.
 - a responsive process.
 - a control process.
 - a metabolic process.
- Three important advances in the control of infectious diseases are safe drinking water, safe food, and _____.
 - a generative process.
 - a responsive process.
 - a control process.
 - a metabolic process.
- If data are able to be justified and are on target with other evidence, scientists say that these data are
 - valid.
 - reliable.
 - expected.
 - appropriate.
- Which is not a basic assumption in science?
 - There are specific causes for events observed in the natural world.
 - There are general rules or patterns that can be used to describe what happens in nature.
 - Events that occur only once probably have a single cause.
 - The same fundamental rules of nature apply, regardless of where and when they occur.
- A variable that changes in direct response to how another variable is manipulated is known as
 - the dependent variable.
 - the independent variable.
 - the reliable variable.
 - a hypothesis.
- Features that result from the interaction of simple components when they form much more complex substances are called
 - organizational properties.
 - emergent properties.
 - adaptive traits.
 - evolutionary traits.

Answers

1. b 2. testable 3. c 4. mislead 5. c 6. a 7. organism
8. cell 9. F 10. vaccination 11. a 12. c 13. a 14. b

Thinking Critically

The Scientific Method and Climate Change

One important trait that all scientists should share is skepticism. They should consistently and constantly ask the question, "Are you sure that's right?" When considering the question of global warming, scientists might ask, "Is there a scientific basis that global warming is primarily due to greenhouse gases that are manmade?" The carbon dioxide content of the atmosphere is the highest it has been in millions of years and the rate of increase is unparalleled. What must scientists do to demonstrate a cause-and-effect relationship? As a scientist, how would you go about determining if this is simply a correlation and not a cause-and-effect relationship? How would you determine if there is a cause-and-effect relationship between the exponential increase in world human population in the last century and the increase in greenhouse gases? If the evidence ultimately points to a correlation, is it wise to ignore the potential risks associated with global warming?

The Basics of Life

Chemistry



CFLs, A Bright Idea With Potential Health Problems

Lightbulbs cause for concern?

CHAPTER OUTLINE

- 2.1 Matter, Energy, and Life 24
- 2.2 The Nature of Matter 25
 - Structure of the Atom
 - Elements May Vary in Neutrons but Not Protons
 - Subatomic Particles and Electrical Charge
 - The Position of Electrons
- 2.3 The Kinetic Molecular Theory and Molecules 28
 - The Formation of Molecules
- 2.4 Molecules and Kinetic Energy 29
- 2.5 Physical Changes—Phases of Matter 31
- 2.6 Chemical Changes—Forming New Kinds of Matter 31
 - Ionic Bonds and Ions
 - Covalent Bonds
- 2.7 Water: The Essence of Life 34
 - Mixtures and Solutions
- 2.8 Chemical Reactions 36
 - Oxidation-Reduction Reactions
 - Dehydration Synthesis Reactions
 - Hydrolysis Reactions
 - Phosphorylation Reactions
 - Acid-Base Reactions
- 2.9 Acids, Bases, and Salts 39
 - HOW SCIENCE WORKS 2.1: The Periodic Table of the Elements 26
 - HOW SCIENCE WORKS 2.2: Greenhouse Gases and Their Relationship to Global Warming 32
 - OUTLOOKS 2.1: Water and Life—The Most Common Compound of Living Things 37
 - OUTLOOKS 2.2: Maintaining Your pH—How Buffers Work 41

Fluorescent lightbulbs were invented in the 1890s. However, it wasn't until the 1970s that compact fluorescent lights (CFLs), were developed as a spinoff of a world-wide oil shortage. The shortage stimulated research into ways of getting people to use the more energy-efficient bulbs. CFLs use only about 25% of the energy needed to produce the same amount of light as an incandescent bulb and last about 10 times longer. Replacing incandescent bulbs with CFLs will reduce the amount of fossil fuels burned to generate electricity, thus reducing greenhouse gases such as carbon dioxide. Ultimately, this will help to control global warming.

All fluorescent bulbs contain the element mercury, essential for their operation. Electricity vaporizes the mercury, causing it to emit UV light, which, in turn, causes other chemicals to light up; that is, they fluoresce. At first glance CFLs might seem to be a win-win situation (i.e., longer-lasting, lower-energy bulbs and less greenhouse gases). However, there is another problem.

Once released, certain bacteria can change mercury into the molecule methylmercury, which is highly toxic to the brain, heart, kidneys, lungs, and immune system, and is especially harmful to fetuses and children. In fact, about one in six children in the United States is at risk for learning disabilities from exposure to methylmercury. According to the EPA, the amount of mercury released from CFL bulbs can exceed U.S. federal guidelines for chronic exposure. As more CFLs are used, it may become essential to regulate their use and disposal.

- What are elements and molecules?
- What should you do if one of these CFL bulbs breaks or wears out?
- Will you stop using such potentially dangerous products in favor of safer ones?



Background Check

Concepts you should already know to get the most out of this chapter:

- The scientific method (chapter 1)
- Features that make something alive (chapter 1)
- The levels of biological organization (chapter 1)

2.1 Matter, Energy, and Life

All living things have the ability to use matter and energy to their advantage. Bees, bacteria, broccoli—in fact, all organisms—use energy to move about, respond to change, reproduce, make repairs and grow; in other words, to stay alive. **Energy** is the ability to do work or cause things to move. There are two general types of energy: *kinetic* and *potential*. A flying bird displays *kinetic energy*, or energy of motion. Potential energy is described as stored energy. When we talk about the energy in chemicals, substances used or produced in processes that involve changes in matter, we are talking about the potential energy in matter. **Matter** is anything that has mass¹ and takes up space. This energy has the potential to be converted to kinetic energy used to do life's work. Since energy has predictable properties, all organisms have similar ways of handling it.

There are five forms of energy, and each can be either kinetic or potential: (1) mechanical, (2) nuclear, (3) electrical, (4) radiant, and (5) chemical. All organisms interact in some way with these forms of energy. A race horse or a track athlete displays potential mechanical energy at the start line; the energy becomes kinetic mechanical energy when the athlete is running (figure 2.1). Nuclear energy is the form of energy from reactions involving the innermost part of matter, the atomic nucleus. In a nuclear power plant, nuclear energy is used to generate electrical energy. Electrical energy is associated with the movement of charged particles. All organisms use charged particles as a part of their metabolism. Radiant energy is most familiar as heat and visible light, but there are other forms as well, such as X-radiation and microwaves. Chemical energy is a kind of internal potential energy. It is stored in matter and can be released as kinetic energy when chemicals are changed from one form to another. For example, the burning of natural gas involves converting the chemical energy of gas into heat and light. A more controlled process releases the potential chemical energy from food in living systems, allowing them to carry out life's activities.

One of the predictable properties of energy is known as the **law of conservation of energy**, or the *first law of thermodynamics*. This law says that energy is not created or destroyed; but,




FIGURE 2.1 Potential and Mechanical Energy

This horse has converted the potential energy in its food to the kinetic energy of motion. This is why, for centuries, horses have been called “hay burners.”

energy can be converted from one form to another. For example, potential energy can become kinetic energy, and electrical energy can become heat energy as in a glowing CFL. However, the total energy in a system remains the same. Because living systems use energy, these systems are also subject to this law. As a result, when biologists study energy use in living organisms and ecosystems, they must account for all the energy.

Scientists define all living things as being composed of matter. There is no scientific evidence of a living thing composed of pure energy (despite what you might see on television), or being spiritual. To understand how organisms use these elements, you need to understand some basic principles about matter. Chemistry is the science concerned with the study of the composition, structure, and properties of matter and the changes it undergoes (figure 2.2).

2.1 CONCEPT REVIEW

1. What is potential energy?
2. Why is the first law of thermodynamics important to biology?

¹Don't confuse the concepts of mass and weight. *Mass* refers to an amount of matter, whereas *weight* refers to the amount of force with which an object is attracted by gravity. Because gravity determines weight, your weight would be different on the Moon than it is on Earth, but your mass would be the same.




FIGURE 2.2 Biology and Chemistry Working Together

In order to understand living things, researchers must investigate both their structure and their function. At the core of modern biology is an understanding of molecular structure, including such molecules as DNA, the molecule of which genes are composed.

2.2 The Nature of Matter

The idea that substances are composed of very small particles goes back to early Greek philosophers. During the fifth century B.C., Democritus wrote that matter was empty space filled with tremendous numbers of tiny, indivisible particles called *atoms*. (The word *atom* is from the Greek word meaning uncuttable.)

Structure of the Atom

Recall from chapter 1 that atoms are the smallest units of matter that can exist alone. **Elements** are fundamental chemical substances made up of collections of only one kind of atom. For example, hydrogen (the most basic element), helium, lead, gold, potassium, and iron are all elements. There are over 100 elements. To understand how the atoms of various elements differ from each other, we need to look at the structure of atoms (How Science Works 2.1).

Atoms are constructed of three major subatomic particles: *neutrons*, *protons*, and *electrons*. A **neutron** is a heavy *subatomic* (units smaller than an atom) particle that does not have a charge; it is located in the central core of each atom. The central core is called the **atomic nucleus**. The mass of the atom is concentrated in the atomic nucleus. A **proton** is a heavy subatomic particle that has a positive charge; it is also located in the atomic nucleus. An **electron** is a light subatomic particle with a negative electrical charge that moves about outside the atomic nucleus in regions known as *energy levels* (figure 2.3). An **energy level** is a region of space surrounding the atomic nucleus that contains electrons with certain amounts of energy. The number of electrons an atom has determines the space, or volume, an atom takes up.

All the atoms of an element have the same number of protons. The number of protons determines the element's identity. For example, carbon always has 6 protons; no other element has that number. Oxygen always has 8 protons. The **atomic number** of an element is the number of protons in an atom of that element; therefore, each element has a unique atomic number. Because oxygen has 8 protons, its atomic number is 8. The mass of a proton is 1.67×10^{-24} grams. Because this is an extremely small mass and is awkward to express, 1 proton is said to have a mass of 1 **atomic mass unit** (abbreviated as **AMU**) (table 2.1).

Elements May Vary in Neutrons but Not Protons

Although all atoms of the same element have the same number of protons and electrons, they do not always have the same number of neutrons. In the case of oxygen, over 99% of the atoms have 8 neutrons, but others have more or fewer neutrons. Each atom of the same element with a different number of neutrons is called an **isotope** of that element. Since neutrons have a mass very similar to that of protons, isotopes that have more neutrons have a greater mass than those that have fewer neutrons.

Elements occur in nature as a mixture of isotopes. The **atomic weight** of an element is an average of all the isotopes present in a mixture in their normal proportions. For example, of all the hydrogen isotopes on Earth, 99.985% occur as an isotope without a neutron and 0.015% as an isotope with 1 neutron. There is a third isotope with 2 neutrons, and is even more rare. When the math is done to account for the relative amounts of these three isotopes of hydrogen, the atomic weight turns out to be 1.0079 AMU.

The sum of the number of protons and neutrons in the nucleus of an atom is called the **mass number**. Mass numbers are used to identify isotopes. The most common isotope of hydrogen has 1 proton and no neutrons. Thus, its mass number is 1 (1 proton + 0 neutrons = 1) also called **protium**. A hydrogen atom with 1 proton and 1 neutron has a mass number of 1 + 1, or 2, and is referred to as **hydrogen-2**, also called **deuterium**. A hydrogen atom with 1 proton and 2 neutrons has a mass number of 1 + 2, or 3, and is referred to as **hydrogen-3**, also called **tritium** (figure 2.4). All three isotopes of hydrogen are found on Earth, but the most frequently occurring has 1 AMU and is commonly called **hydrogen**. Most scientists use the term *hydrogen* in a generic sense (i.e., the term is not specific but might refer to any or all of these isotopes).

Subatomic Particles and Electrical Charge

Subatomic particles were named to reflect their electrical charge. Protons have a positive (+) electrical charge. Neutrons are neutral because they lack an electrical charge (0). Electrons have a negative (−) electrical charge. Because positive and negative particles are attracted to one another, electrons are



HOW SCIENCE WORKS 2.1

The Periodic Table of the Elements

Traditionally, the elements have been represented in a short-hand form by letters called *chemical symbols*. The table that displays these symbols is called *periodic* because the properties of the elements recur periodically (at regular intervals) when the elements are listed in order of their size. The table has horizontal rows of elements called *periods*. The vertical columns are called *families*. The periods and families consist of squares, with each element having its own square in a specific location. This arrangement has a meaning, both about atomic structure and about chemical functions. The periods are numbered from 1 to 7 on the left side. Period 1, for example, has only two elements: H (hydrogen) and He (helium). Period 2 starts with Li (lithium) and ends with Ne (neon). The two rows at the bottom of the table are actually part of periods 6 and 7 (between

atomic numbers 57 and 72, 89 and 104). They are moved so that the table is not so wide.

Families are identified with Roman numerals and letters at the top of each column. Family IIA, for example, begins with Be (beryllium) at the top and has Ra (radium) at the bottom. The A families are in sequence from left to right. The B families are not in sequence, and one group contains more elements than the others. The elements in vertical columns have similar arrangements of electrons, and that structure is responsible for the chemical properties of an element. Don't worry—you will not have to memorize the entire table. The 11 main elements comprising living things have the chemical symbols C, H, O, P, K, I, N, S, Ca, Fe, and Mg. (A mnemonic trick to help you remember them is CHOPKINS CaFe, Mighty good!).

Representative Elements (s Series)

Atomic Number = Number of Protons = Number of Electrons

Representative Elements (p Series)

1 **H** Phase of Matter = solid, gas, liquid. An arrow should point to the symbol in the upper right hand corner of this box.
Hydrogen
1.0079
Chemical Symbol
Chemical Name
Atomic Weight = Number of Protons + Number of Neutrons

2 **He** Helium
4.0026

3 **Li** Lithium
6.941

4 **Be** Beryllium
9.0122

5 **B** Boron
10.811

6 **C** Carbon
12.0112

7 **N** Nitrogen
14.0067

8 **O** Oxygen
15.9994

9 **F** Fluorine
18.9984

10 **Ne** Neon
20.179

11 **Na** Sodium
22.989

12 **Mg** Magnesium
24.305

13 **Al** Aluminum
26.9815

14 **Si** Silicon
28.086

15 **P** Phosphorus
30.9738

16 **S** Sulfur
32.064

17 **Cl** Chlorine
35.453

18 **Ar** Argon
39.940

19 **K** Potassium
39.098

20 **Ca** Calcium
40.08

21 **Sc** Scandium
44.956

22 **Ti** Titanium
47.88

23 **V** Vanadium
50.942

24 **Cr** Chromium
51.996

25 **Mn** Manganese
54.938

26 **Fe** Iron
55.847

27 **Co** Cobalt
58.933

28 **Ni** Nickel
58.71

29 **Cu** Copper
63.546

30 **Zn** Zinc
65.38

31 **Ga** Gallium
69.723

32 **Ge** Germanium
72.59

33 **As** Arsenic
74.922

34 **Se** Selenium
78.96

35 **Br** Bromine
79.904

36 **Kr** Krypton
83.80

37 **Rb** Rubidium
85.468

38 **Sr** Strontium
87.62

39 **Y** Yttrium
88.905

40 **Zr** Zirconium
91.22

41 **Nb** Niobium
92.906

42 **Mo** Molybdenum
95.94

43 **Tc** Technetium
(99)

44 **Ru** Ruthenium
101.07

45 **Rh** Rhodium
102.905

46 **Pd** Palladium
106.4

47 **Ag** Silver
107.868

48 **Cd** Cadmium
112.40

49 **In** Indium
114.82

50 **Sn** Tin
118.71

51 **Sb** Antimony
121.75

52 **Te** Tellurium
127.6

53 **I** Iodine
126.90

54 **Xe** Xenon
131.29

55 **Cs** Cesium
132.905

56 **Ba** Barium
137.34

57 **La** Lanthanum
138.91

58 **Ce** Cerium
140.12

59 **Pr** Praseodymium
140.907

60 **Nd** Neodymium
144.24

61 **Pm** Promethium
(144.913)

62 **Sm** Samarium
150.35

63 **Eu** Europium
151.96

64 **Gd** Gadolinium
157.25

65 **Tb** Terbium
158.925

66 **Dy** Dysprosium
162.50

67 **Ho** Holmium
164.930

68 **Er** Erbium
167.26

69 **Tm** Thulium
168.934

70 **Yb** Ytterbium
173.054

71 **Lu** Lutetium
174.967

72 **Hf** Hafnium
178.49

73 **Ta** Tantalum
180.948

74 **W** Tungsten
183.85

75 **Re** Rhenium
186.2

76 **Os** Osmium
190.2

77 **Ir** Iridium
192.22

78 **Pt** Platinum
195.08

79 **Au** Gold
196.967

80 **Hg** Mercury
200.59

81 **Tl** Thallium
204.37

82 **Pb** Lead
207.2

83 **Bi** Bismuth
208.98

84 **Po** Polonium
(209)

85 **At** Astatine
(210)

86 **Rn** Radon
(222)

87 **Fr** Francium
(223)

88 **Ra** Radium
(226)

89 **Ac** Actinium
(227)

90 **Th** Thorium
232.038

91 **Pa** Protactinium
(231)

92 **U** Uranium
238.03

93 **Np** Neptunium
(237)

94 **Pu** Plutonium
244.064

95 **Am** Americium
(243)

96 **Cm** Curium
(247)

97 **Bk** Berkelium
(247)

98 **Cf** Californium
(251)

99 **Es** Einsteinium
(252)

100 **Fm** Fermium
(257.095)

101 **Md** Mendelevium
(258.105)

102 **No** Nobelium
259.105

103 **Lr** Lawrencium
(260.105)

Inner Transition Elements (f Series)

KEY

- = Solid at room temperature
- = Liquid
- = Gas at room temperature
- = Radioactive
- = Artificially Made

Periodic Table of the Elements

The table provides information about all the known elements. Notice that the atomic weights of the elements increase as you read left to right along the periods. Reading top to bottom in a family gives you a glimpse of a group of elements that have similar chemical properties.